



**MILWAUKEE
PUBLIC SCHOOLS**

Senior Exit Survey (SES)

Results for the 2015-2016 School Year

June 17, 2016

Penny Muffler
Research and Evaluation

Introduction

The Senior Exit Survey (SES) provides a rich source of information on students' future goals, aspirations, and perceptions of their experience as MPS students specific to college and career readiness. The survey is administered to graduating seniors every spring and was modelled after a similar tool used by Chicago Public Schools.

Results from the SES are used for two primary purposes. The first is to comply with state law which requires MPS to submit annually to the Wisconsin Department of Public Instruction (DPI) a report on seniors' post-graduation plans (previously referred to as the "Bound For" report in MPS). The second is to provide information on students' future goals, aspirations, and perceptions of their experiences as MPS students specific to college and career readiness, and to identify potential areas in which key steps in the process of preparing for college and careers had not been fulfilled.

This year's survey window for the SES was Monday, April 11th through Monday, June 13th. Results from the spring 2016 administration follows.

2015-2016 SENIOR EXIT SURVEY – MPS DISTRICT – 3,316 Responses

PERCEPTIONS OF SCHOOL CLIMATE REGARDING GRADUATES' FUTURE PLANS

How much do you agree with the following statements?

Question	Strongly Disagree	Disagree	Agree	Strongly Agree	Total Responses
An adult at my school has helped me plan for life after high school.	5%	9%	53%	33%	3,301
I could ask at least one school staff member (teacher, counselor, etc.) to write me a recommendation for a job, program, or college.	3%	3%	43%	51%	3,290
Teachers at my school expect most students to go to college.	3%	7%	47%	43%	3,288
Teachers at my school help students plan for college.	4%	7%	51%	38%	3,286
The curriculum at my school is designed to help me prepare for college.	5%	12%	57%	27%	3,298
Most of the students in my school are planning to go to college.	4%	19%	57%	20%	3,294
Teachers at my school feel it is part of their job to prepare students to succeed in college.	4%	8%	54%	34%	3,291

Please indicate how often you have done the following during this school year:

Question	Never	1-2 times	3-4 times	5 or more times	Total Responses
Met with your counselor.	3%	18%	28%	51%	3,302
Talked to a counselor at school in depth about planning for college.	13%	31%	31%	26%	3,263
Attended a college fair or met with a college representative.	16%	42%	27%	15%	3,285
Visited a college or university.	17%	40%	26%	17%	3,283
Visited a college or university that you submitted an application to.	28%	39%	20%	13%	3,284
Reviewed college materials at your school.	15%	33%	31%	22%	3,287
Talked with your parents about future plans.	5%	18%	24%	53%	3,301

During your senior year, how often....

Question	Never	Once in a while	Most of the time	All of the time	Total Responses
did you find the work in school difficult?	9%	58%	27%	6%	3,309
were you challenged in school?	7%	34%	42%	16%	3,305
did you need to work hard in order to do well?	5%	21%	39%	35%	3,306

During my time in high school, my TEACHERS AND COUNSELORS...

Question	Not at all	A little	Some	A lot	Total Responses
helped me select courses I need for work or admission to college.	11%	23%	37%	29%	3,307
helped me decide what I want to do after I graduate.	14%	24%	35%	26%	3,302
encouraged me to continue my education after high school.	3%	12%	32%	52%	3,287
encouraged me to apply to several different schools.	7%	16%	33%	44%	3,299
talked with me about what college would be like.	6%	18%	38%	38%	3,298
talked to me about colleges/schools suited to my interests and abilities.	11%	23%	39%	28%	3,305
encouraged/ helped me to complete financial aid forms such as FAFSA (Free Application for Federal Student Aid).	7%	14%	32%	46%	3,301
helped me find possible scholarships to apply for.	13%	19%	35%	33%	3,285
helped me decide which schools to apply to.	15%	22%	34%	28%	3,289
helped me write essays or personal statements for college applications.	22%	21%	31%	26%	3,299

Has anyone at your school discussed the following with you?

Question	Did not discuss	Discussed briefly	Discussed in-depth	Total Responses
Different admissions requirements (four-year colleges vs. two-year colleges, etc.)	10%	52%	39%	3,298
How to decide which college to attend	11%	48%	41%	3,290
How to pay for college	10%	43%	47%	3,289
Your readiness for college-level coursework	12%	50%	38%	3,285
Opportunities to attend out-of-state colleges	20%	49%	31%	3,294
Your likelihood of being accepted at different types of schools	15%	50%	36%	3,290
What grades and test scores (ACT, SAT, etc.) you need to get into different types of schools	6%	43%	51%	3,295

How helpful has your high school been in the following areas?

Question	Not helpful	Somewhat helpful	Helpful	Very helpful	Total Responses
Assessing career interests and abilities	9%	29%	42%	21%	3,294
Developing a career plan	11%	24%	41%	23%	3,290
Providing information about occupations (salaries, working conditions, future outlook for being able to find a job in various fields, etc.)	12%	25%	40%	22%	3,301
Teaching job search techniques	17%	26%	37%	20%	3,297
Helping me write a resume	18%	20%	36%	26%	3,301
Teaching job interviewing skills	19%	22%	34%	24%	3,306

Have you ever visited an MPS TEAM UP College Access Center?

Answer	Response	%
Yes	713	22%
No	2,603	78%
Total	3,316	100%

If "Yes" was selected, students answered the next two questions.

If "No" was selected, students skipped to the question "During my time in high school, my PARENTS...?"

How many times did you visit an MPS TEAM UP College Access Center during your senior year?

Answer	Response	%
0 times	103	15%
1 time	266	38%
2 times	198	28%
3 or more times	142	20%
Total	709	100%

How helpful did you find the MPS TEAM UP College Access Center?

Answer	Response	%
Not helpful	39	6%
Somewhat helpful	218	31%
Helpful	236	33%
Very helpful	216	30%
Total	709	100%

During my time in high school, my PARENTS...

Question	Not at all	A little	Some	A lot	Total Responses
helped me select courses I need for work or admission to college.	25%	22%	28%	26%	3,304
helped me decide what I want to do after I graduate.	15%	19%	28%	38%	3,305
encouraged me to continue my education after high school.	5%	11%	22%	62%	3,298
encouraged me to apply to several different schools.	15%	17%	28%	40%	3,299
talked with me about what college would be like.	20%	18%	25%	37%	3,300
talked to me about colleges/schools suited to my interests and abilities.	16%	19%	31%	33%	3,300
encouraged/helped me to complete financial aid forms such as FAFSA (Free Application for Federal Student Aid).	16%	16%	27%	41%	3,300
helped me find possible scholarships to apply for.	29%	20%	25%	26%	3,299
helped me decide which schools to apply to.	21%	19%	29%	31%	3,299
helped me write essays or personal statements for college applications.	35%	16%	23%	26%	3,301

STUDENT BACKGROUND AND FUTURE PLANS

Have you participated in any of the following programs? (Select all that apply.)

Answer	Response	%
College Possible	395	12%
Diversity Scholars	7	0%
Marquette Upward Bound	34	1%
Marquette Upward Bound Math Science	21	1%
My Life! My Plan!	168	5%
Pearls for Teen Girls	116	3%
PEOPLE Program	73	2%
UWM GEAR UP	135	4%
UWM Talent Search	110	3%
UWM Upward Bound	73	2%
WEOP- Wisconsin Educational Opportunities	23	1%
WLC Pathways to College	24	1%
YMCA Sponsor-a-Scholar	83	3%
UWM pre-college program not listed	85	3%
OTHER pre-college program not listed	155	5%
None of these	2,239	68%

Please type in the name of the other pre-college program that isn't on the list:

Alverno Girls Academy of Mathematics and Science (2)
Badger Girls State
Black Achievers College Program (3)
Black Student Union
Boys and Girls Club Stein Scholar Program (14)
Breakthrough Santa Fe
CATP
College Access Program (2)
Dream. Explore. Build
Engineering Summer Program at the University of Wisconsin-Madison
Health Careers Opportunity Program
Lead2Change
Leadership Enterprise for a Diverse America (LEDA)
Marquette HCOP; Stein Scholars
Marquette Summer Leadership Institute
MATC (10)
MATC Culinary Arts Program
MATC Promise Program (6)
MIAD Pre-College Program (5)
Milwaukee Art Museum
Milwaukee Career College
Mini Courses
Mississippi River Advanced Camp
MPS Superintendent Student Advisory Council
MSOE Upward Bound
Pathways Milwaukee
Project Lead the Way
Project Pioneer
Quest Bridge
RCMS (2)
Ronald Reagan High School College Prep Classes
SDC College Program
Team Gear Up (2)
Teen Achievers Program
Trio Program
UW-Eau Claire Pre-college Program
UW-Green Bay Pre-college Program (2)
UWL Mississippi River Camp (2)
UWM Quest Program
UW-Oshkosh Pre-College Program (2)
UW-Richland Pre-College Program
UW-Steven's Point
UW-Stout Pre-college Program (2)
UWW- Upward Bound
UW-Waukesha
UW-Whitewater Pre-college Program (4)
UW-Whitewater Upward Bound (2)
Vici Beauty School

Please type in the name of the other pre-college program that isn't on the list:

Wisconsin Center for Academically Talented Youth (WCATY) (2)
YMCA Black Achievers
Youth Options (4)

How helpful was the College Possible program in making plans for your life after high school?

Answer	Response	%
Not helpful	6	2%
Somewhat helpful	43	11%
Helpful	107	27%
Very helpful	238	60%
Total	394	100%

How helpful was the Diversity Scholars program in making plans for your life after high school?

Answer	Response	%
Not helpful	0	0%
Somewhat helpful	4	57%
Helpful	2	29%
Very helpful	1	14%
Total	7	100%

How helpful was the Marquette Upward Bound program in making plans for your life after high school?

Answer	Response	%
Not helpful	0	0%
Somewhat helpful	6	18%
Helpful	7	21%
Very helpful	21	62%
Total	34	100%

How helpful was the Marquette Upward Bound Math Science program in making plans for your life after high school?

Answer	Response	%
Not helpful	0	0%
Somewhat helpful	4	19%
Helpful	3	14%
Very helpful	14	67%
Total	21	100%

How helpful was the My Life! My Plan! program in making plans for your life after high school?

Answer	Response	%
Not helpful	5	3%
Somewhat helpful	29	17%
Helpful	77	46%
Very helpful	57	34%
Total	168	100%

How helpful was the Pearls for Teen Girls program in making plans for your life after high school?

Answer		Response	%
Not helpful		2	2%
Somewhat helpful		22	19%
Helpful		31	27%
Very helpful		61	53%
Total		116	100%

How helpful was the PEOPLE program in making plans for your life after high school?

Answer		Response	%
Not helpful		2	3%
Somewhat helpful		5	7%
Helpful		22	30%
Very helpful		44	60%
Total		73	100%

How helpful was the UWM GEAR-UP program in making plans for your life after high school?

Answer		Response	%
Not helpful		2	1%
Somewhat helpful		26	19%
Helpful		49	36%
Very helpful		58	43%
Total		135	100%

How helpful was the UWM Talent Search program in making plans for your life after high school?

Answer		Response	%
Not helpful		9	8%
Somewhat helpful		22	20%
Helpful		28	25%
Very helpful		51	46%
Total		110	100%

How helpful was the UWM Upward Bound program in making plans for your life after high school?

Answer		Response	%
Not helpful		3	4%
Somewhat helpful		7	10%
Helpful		26	36%
Very helpful		37	51%
Total		73	100%

How helpful was the Wisconsin Educational Opportunities program in making plans for your life after high school?

Answer		Response	%
Not helpful		0	0%
Somewhat helpful		5	22%
Helpful		7	30%
Very helpful		11	48%
Total		23	100%

How helpful was the WLC Pathways to College program in making plans for your life after high school?

Answer		Response	%
Not helpful		1	4%
Somewhat helpful		8	35%
Helpful		8	35%
Very helpful		6	26%
Total		23	100%

How helpful was the YMCA Sponsor-a-Scholar program in making plans for your life after high school?

Answer		Response	%
Not helpful		1	1%
Somewhat helpful		18	22%
Helpful		14	17%
Very helpful		50	60%
Total		83	100%

How helpful was the other UWM pre-college program in making plans for your life after high school?

Answer		Response	%
Not helpful		1	1%
Somewhat helpful		18	22%
Helpful		14	17%
Very helpful		50	60%
Total		83	100%

How helpful was the other pre-college program in making plans for your life after high school?

Answer		Response	%
Not helpful		4	3%
Somewhat helpful		14	9%
Helpful		55	35%
Very helpful		82	53%
Total		155	100%

What is the highest level of education your mother/female guardian has completed?

Answer	Response	%
Did not graduate from high school	623	19%
Graduated from high school	768	23%
Went to college, but did not graduate	397	12%
Graduated from a 2-year college or technical/vocational school	434	13%
Graduated from a 4-year college	382	12%
Graduate degree (MD/JD/Ph.D./MBA)	231	7%
Don't know	364	11%
Not applicable	105	3%
Total	3,304	100%

What is the highest level of education your father/male guardian has completed?



Answer	Response	%
Did not graduate from high school	651	20%
Graduated from high school	888	27%
Went to college, but did not graduate	284	9%
Graduated from a 2-year college or technical/vocational school	251	8%
Graduated from a 4-year college	224	7%
Graduate degree (MD/JD/Ph.D./MBA)	126	4%
Don't know	681	21%
Not applicable	190	6%
Total	3,295	100%

What will you be doing next fall? (Select your main plan for Fall.)












Answer	Response	%
Continuing my education at a 4-year college	1,243	37%
Continuing my education at a 2-year community college or a technical/vocational school	968	29%
Continuing my education in an apprenticeship	54	2%
Working	518	16%
Joining the military	122	4%
Other	81	2%
Not sure at this time	306	9%
Still enrolled in High School	24	1%
Total	3,316	100%

**“Continuing My Education at a 4-Year College, 2-Year Community College,
or a Technical/Vocational School”**

Do you plan to be a full-time student in the fall?

Answer		Response	%
Yes		1,869	85%
No		336	15%
Total		2,205	100%

What is your career interest/intended major? (Choose only one)

Answer		Response	%
Accounting/Finance		40	2%
Advertising/Marketing		3	0%
Aeronautics/Flight Training		4	0%
Aerospace Technology		5	0%
Agricultural Sciences		7	0%
App/Mobile Tech		5	0%
Architecture		29	1%
Art		58	3%
Athletics/Coaching		19	1%
Attorney/Lawyer		11	0%
Biology		59	3%
Broadcasting/Radio/TV		6	0%
Business		155	7%
Business (International)		24	1%
Business Owner/Entrepreneur		95	4%
Chemistry		16	1%
Child Care/Development		26	1%
Christian Services/Missionary		2	0%
Communications/Public Relations		29	1%
Computer/Information Sciences		53	2%
Criminal Justice/Law Enforcement		107	5%
Culinary/Chef		44	2%
Dance/Choreography		5	0%
Dental Health		32	1%
Doctor/Physician		51	2%
Drama/Theatre Arts		12	1%
Earth Sciences/Geology		5	0%
Economics		0	0%
Engineering (Chemical)		13	1%
Engineering (Civil)		14	1%
Engineering (Computer)		32	1%
Engineering (Electrical/Electronic)		51	2%
Engineering (General)		14	1%
Engineering (Mechanical)		58	3%
English/Writing		15	1%
Environmental Studies		12	1%

What is your career interest/intended major? (Choose only one)

Answer	Response	%
Equine Studies	0	0%
Fashion	26	1%
Foreign Language	10	0%
Forestry/Conservation	1	0%
Game Design and Developer	15	1%
Golf Course Design/Management	0	0%
Graphic Arts/Design	27	1%
History/Archeology	7	0%
Hospitality/Resort Management	4	0%
Interior Design	6	0%
Journalism	10	0%
Marine Biology	4	0%
Mathematics/Statistics	3	0%
Medical Science	40	2%
Medical Technology	15	1%
Military Science	1	0%
Music	48	2%
Nursing/Health Care	238	11%
Pharmacy	19	1%
Philosophy	2	0%
Photography/Video/Film	16	1%
Physical Education/Recreation	3	0%
Physical Therapy	35	2%
Physics	3	0%
Politics/Government Science	11	0%
Psychology/Psychiatry	103	5%
Religion/Ministry/Theology	0	0%
Science	13	1%
Social Work/Human Services	40	2%
Software Developer	10	0%
Sports Management	16	1%
Sports Medicine	12	1%
Teaching/Education	30	1%
Travel/Tourism	4	0%
Veterinary Medicine	27	1%
Other (not listed)	123	6%
Undecided	178	8%
Total	2,211	100%

Please type in the name of the other career interest/intended major that isn't on the list:

Animation
Anthropology, International Relations, and Minor in Spanish
Art History
ASL Interpreter (2)
Auto Body (3)
Automotive Technician (7)
Biological Systems Engineering (3)
Business and Cosmo
Carpentry (2)
Clinical Laboratory Science
Communication Sciences and Disorders
Computer Simulation and Gaming (2)
Construction (2)
Cosmetology (12)
Defense Systems and Strategies
Diesel and Power Terrain Servicing
Early Childhood Education
Education
Elementary Education
Engineering (Industrial)
Exercise Science
Film Movie Audio Production
Fire Sciences (3)
Firefighter (2)
Forensic Science
Geography
Human Services (2)
International Studies
Law
Mechanic
Medical Assistant
Medical Translation
Missionary Or Pastoral Position At A Evangelical Free Church
NBA
Network Specialist
Nutritionist (2)
Occupational Therapy (3)
Paramedic (2)
Pediatric Oncologist
Pre-Law
Pre-Medicine
R/N (3)
Radiology (2)
Singing, Dancing, Acting or Rescuing Animals
Sociology
Spanish
Surgical Tech

Please type in the name of the other career interest/intended major that isn't on the list:

Technology
Theatre/Acting
Therapist
Translator (Languages)
Transportation and Logistics Management
TV/Production
Urban Planning/Studies
Urban Studies
Web Design (2)
Welding (8)
Zoology

How are you planning to pay for school? (Select all that apply)

Answer		Response	%
Family support		999	45%
Savings		783	36%
Loans		935	43%
Scholarships		1,184	54%
Work study		599	27%
Grants		986	45%
Work		1,241	56%
ROTC		24	1%
Sponsor support		88	4%

Have you completed the FAFSA (Free Application for Federal Student Aid) form?

Answer		Response	%
Yes		1,778	81%
No		406	19%
Total		2,184	100%

How many scholarships have you applied for?

Answer		Response	%
0		913	41%
1		193	9%
2		304	14%
3		255	12%
4		148	7%
5		100	5%
6		31	1%
More than 6		267	12%
Total		2,211	100%

If "0" was not selected, students answered the follow-up question below.

How many scholarships have you been awarded?

Answer	Response	%
0	632	57%
1	209	19%
2	133	12%
3	68	6%
4	27	2%
5	14	1%
6	6	1%
More than 6	16	1%
Total	1,105	100%

How many colleges did you apply to?

Answer	Response	%
0	145	7%
1	396	18%
2	391	18%
3	375	17%
4	295	13%
5	228	10%
6	141	6%
7	63	3%
8	41	2%
More than 8	136	6%
Total	2,211	100%

If "0" was not selected, students skipped to the question "Which school will you be attending?"

If "0" was selected, students answered the next question.

Why have you not applied yet? (Select all that apply)

Answer	Response	%
I still have time to apply	79	56%
I do not have to apply	15	11%
I do not have the application(s)	18	13%
I have not finished the application(s)	26	18%
I do not know how to complete the application(s)	25	18%
I have not made up my mind where I'm going	25	18%

After students answered this question, they skipped to the question "While in school next year, how much do you plan to work?" (page 19).

Which school will you be attending?

Answer	Response	%
Don't Know	266	13%
Other school - out of state	228	11%
Alverno College	33	2%
Bellin College	0	0%
Beloit College	5	0%
Blackhawk Technical College	1	0%
Bryant and Stratton College-Milwaukee	8	0%
Bryant and Stratton College-Wauwatosa	6	0%
Cardinal Stritch University	42	2%
Carroll University	10	0%
Carthage College	4	0%
Chippewa Valley Technical College	0	0%
College of Menominee Nation	4	0%
Concordia University-Wisconsin	21	1%
DeVry University-Wisconsin	0	0%
Edgewood College	1	0%
Fox Valley Technical College	7	0%
Gateway Technical College	1	0%
Globe University-Eau Claire	1	0%
Herig University	0	0%
High-Tech Institute - Brookfield	0	0%
ITT Technical Institute-Green Bay	0	0%
ITT Technical Institute-Greenfield	1	0%
ITT Technical Institute-Madison	0	0%
Kaplan College	1	0%
Lakeland College	5	0%
Lakeshore Technical College	0	0%
Lawrence University	1	0%
Madison Area Technical College	52	3%
Marian University	6	0%
Marquette University	43	2%
Medical College of Wisconsin	0	0%
Mid-State Technical College	3	0%
Milwaukee Area Technical College	701	34%
Milwaukee Career College	3	0%
Milwaukee Institute of Art	8	0%
Milwaukee School of Engineering	14	1%
Montessori Institute of Milwaukee	1	0%
Moraine Park Technical College	0	0%
Mount Mary College	31	2%
Nicolet Area Technical College	2	0%
Northcentral Technical College	0	0%
Northeast Wisconsin Technical College	0	0%
Northland College	1	0%
Northland International University	0	0%
Ottawa University-Milwaukee	0	0%

Which school will you be attending?

Answer	Response	%
PC Pro Schools	0	0%
Ripon College	4	0%
Saint Norbert College	1	0%
Silver Lake College	8	0%
Southwest Wisconsin Technical College	0	0%
University of Phoenix-Madison Campus	0	0%
University of Phoenix-Milwaukee Campus	0	0%
University of Wisconsin-Eau Claire	0	0%
University of Wisconsin-Green Bay	9	0%
University of Wisconsin-La Crosse	5	0%
University of Wisconsin-Madison	75	4%
University of Wisconsin-Milwaukee	229	11%
University of Wisconsin-Oshkosh	40	2%
University of Wisconsin-Parkside	23	1%
University of Wisconsin-Platteville	6	0%
University of Wisconsin-River Falls	0	0%
University of Wisconsin-Stevens Point	21	1%
University of Wisconsin-Stout	7	0%
University of Wisconsin-Superior	3	0%
University of Wisconsin-Whitewater	52	3%
Viterbo University	0	0%
Waukesha County Technical College	18	1%
Western Technical College	3	0%
Wisconsin Academy	0	0%
Wisconsin Indianhead Technical College	0	0%
Wisconsin Lutheran College	6	0%
Other school in Wisconsin	45	2%
Total	2,066	100%

If “Don’t know” was selected, students answered the next question. If a school was selected, students skipped to the question “Have you been accepted to this school?”

Why do you not know where you will go to school next fall? (Select all that apply)

Answer	Response	%
I have not heard from all schools I applied to	110	42%
I am on a waiting list	26	10%
I have not been accepted to any schools	31	12%
I have not made up my mind	155	58%

After students answered this question, they skipped to the question “While in school next year, how much do you plan to work?” (page 19).

Have you been accepted to this school?

Answer		Response	%
Yes		1,543	86%
No		41	2%
Don't Know		216	12%
Total		1,800	100%

If "Yes" was selected, students skipped to the question "Did you apply early decision to this school?"

If "Don't know" was selected, students answered the next question.

If "No" was selected, students were finished with the survey.

Why don't you know if you have been accepted to this school? (Select all that apply)

Answer		Response	%
I have not heard from all the schools I applied to		159	75%
I am on a waiting list		66	31%

After students answered this question, they skipped to the question "While in school next year, how much do you plan to work?" (page 19).

Did you apply early decision to this school?

Answer		Response	%
Yes		983	64%
No		554	36%
Total		1,537	100%

Select the 2 most important reasons why you chose this school. (Select only 2)

Answer		Response	%
Being far away from home		120	8%
Being close to home		670	44%
Specific academic program		303	20%
Financial aid package		230	15%
Cost		602	39%
Social life		62	4%
Size of the school		184	12%
Athletic program		82	5%
A friend goes/went there		40	3%
A relative goes/went there		58	4%
Recommendation from teacher/counselor		110	7%
Recommendation from parent/relative		78	5%
Recommendation from other adult		37	2%
Racial/ethnic composition of this school		27	2%
Religious affiliations		12	1%
Student support services		62	4%
Recruited by this school		36	2%
It was the best school I got into		115	7%
Other		132	9%

While in school next year, how much do you plan to work?

Answer		Response	%
None		91	4%
Less than 20 hours a week		648	30%
20-34 hours a week		1,089	50%
35 hours or more a week		342	16%
Total		2,170	100%

If "20-34" or "35+ hours a week" was selected, students answered the next question; otherwise they were finished with the survey.

Do you have a job for next fall?

Answer		Response	%
Yes		905	63%
No		526	37%
Total		1,431	100%

If "Yes" was selected, students answered the next question; otherwise they were finished with the survey.

Did you have this job while in high school?

Answer		Response	%
Yes		750	83%
No		155	17%
Total		905	100%

If "Yes" was selected, students answered the next two questions; otherwise they were finished with the survey.

Which category comes closest to describing this job? (Select only one)



Answer	Response	%
Administrative Support/Clerical (office setting)	10	1%
Agriculture/Horticulture	5	1%
Arts/Broadcast Technology	7	1%
Automotive	13	2%
Banking	9	1%
Child Care	25	3%
Computer Programming/Networking	3	0%
Construction	8	1%
Cosmetology/Barbering	7	1%
Entrepreneurship	11	1%
Healthcare	66	9%
Homemaker	1	0%
Manufacturing/Machining	8	1%
Public Service	44	6%
Restaurant/Hotel work (restaurant or hotel setting)	197	26%
Sales	189	25%
Security	7	1%
Transportation	4	1%
Other	133	18%
Total	747	100%

How did you learn about this job? (Select all that apply)

Answer	Response	%
Newspaper/TV	24	3%
Friends	250	34%
Parents	169	23%
Other relatives	101	14%
Counselor	36	5%
Teacher	38	5%
Other adults	87	12%
Through the internet	154	21%
Advertisement at the workplace	98	13%
Advertisement on a bulletin board	21	3%

“Continuing My Education in an Apprenticeship”



Have you applied for an apprenticeship?

Answer		Response	%
Yes		22	41%
No		32	59%
Total		54	100%

If “Yes” was selected, students answered the next question.

If “No” was selected, students skipped to the question “How likely is it that you will continue your education at a technical/vocational school, community college, or 4-year college sometime in the future?”








Have you been accepted into an apprenticeship?

Answer		Response	%
Yes		15	68%
No		7	32%
Total		22	100%










If “Yes” was selected, students answered the next two questions.

If “No” was selected, students skipped to the question “How likely is it that you will continue your education at a technical/vocational school, community college, or 4-year college sometime in the future?”





What type of apprenticeship will you be in? (Select only one)

Answer		Response	%
Boilermaker		1	7%
Bricklayer		1	7%
Cabinetmaker		0	0%
Carpenter		1	7%
Cement Mason		0	0%
Drywall Finisher		0	0%
Electrician		2	13%
Millwright		0	0%
Ornamental Iron worker		0	0%
Operating Engineer		0	0%
Painter/Decorator		0	0%
Pattern Maker		0	0%
Pipe fitter		1	7%
Plasterer		0	0%
Plumber		2	13%
Roofer		0	0%
Sheet Metal Worker		0	0%
Sprinkler Fitter		0	0%
Structural Iron worker		0	0%
Terrazzo/Tile Layer		0	0%
Tuck-pointer		0	0%
Other		7	47%
Total		15	100%

How did you find out about this apprenticeship? (Select all that apply)

Answer		Response	%
Newspaper/TV		0	0%
Friends		3	20%
Parents		3	20%
Other relatives		2	13%
Counselor		3	20%
Teacher		2	13%
Other adults		2	13%
Through the internet		2	13%
Union representative		1	7%
Previous employer		2	13%

How likely is it that you will continue your education at a technical/vocational school, community college, or 4-year college sometime in the future?

Answer		Response	%
Very Unlikely		6	11%
Unlikely		12	22%
Likely		20	37%
Very Likely		16	30%
Total		54	100%

“Working”

How many hours a week do you plan to work next fall?

Answer		Response	%
Less than 20 hours a week		41	8%
20-34 hours a week		154	30%
35 hours or more a week		321	62%
Total		516	100%

Do you have a job for next fall?

Answer		Response	%
Yes		355	69%
No		163	31%
Total		518	100%

If “Yes” was selected, students answered the next question.

If “No” was selected, students skipped to the question “Which category comes closest to describing the kind of job you would like to have after graduating from high school?” (page 25).

Did you have this job while in high school?

Answer		Response	%
Yes		266	75%
No		89	25%
Total		355	100%

If “No” was selected, students answered the next question.

If “Yes” was selected, students skipped to the question “Which category comes closest to describing this job?” (page 24).

Did you apply for this job?

Answer		Response	%
Yes		61	69%
No		28	31%
Total		89	100%

If “Yes” was selected, students answered the next 4 questions.

If “No” was selected, students skipped to the question “Which category comes closest to describing the kind of job you would like to have after graduating from high school?” (page 25).

Have you been hired for this job?

Answer		Response	%
Yes		37	61%
No		24	39%
Total		61	100%

Which category comes closest to describing this job? (Select only one)

Answer	Response	%
Administrative Support/Clerical (office setting)	3	1%
Agriculture/Horticulture	3	1%
Arts/Broadcast Technology	4	1%
Automotive	8	2%
Banking	6	2%
Child Care	5	2%
Computer Programming/Networking	2	1%
Construction	19	6%
Cosmetology/Barbering	4	1%
Entrepreneurship	4	1%
Healthcare	17	5%
Homemaker	2	1%
Manufacturing/Machining	13	4%
Public Service	20	6%
Restaurant/Hotel work (restaurant or hotel setting)	86	26%
Sales	50	15%
Security	6	2%
Transportation	4	1%
Other	71	22%
Total	327	100%

How did you learn about this job? (Select all that apply)

Answer	Response	%
Newspaper/TV	13	4%
Friends	120	37%
Parents	86	26%
Other relatives	64	20%
Counselor	17	5%
Teacher	22	7%
Other adults	49	15%
Through the internet	48	15%
Advertisement at the workplace	39	12%
Advertisement on a bulletin board	6	2%

In addition to working, will you also be continuing your education next fall?

Answer	Response	%
Yes	177	54%
No	150	46%
Total	327	100%

If "No" was selected, students skipped to the question "How likely is it that you will continue your education sometime in the future?", otherwise they were finished with the survey.

**Which category comes closest to describing the kind of job you would like to have after graduating from high school?
(Select only one)**

Answer	Response	%
Administrative Support/Clerical (office setting)	2	1%
Agriculture/Horticulture	4	2%
Arts/Broadcast Technology	10	5%
Automotive	3	2%
Banking	2	1%
Child Care	15	8%
Computer Programming/Networking	9	5%
Construction	7	4%
Cosmetology/Barbering	10	5%
Entrepreneurship	7	4%
Healthcare	24	13%
Homemaker	2	1%
Manufacturing/Machining	8	4%
Public Service	7	4%
Restaurant/Hotel work (restaurant or hotel setting)	14	7%
Sales	13	7%
Security	6	3%
Transportation	1	1%
Other	47	25%
Total	191	100%

Have you started looking for work?

Answer	Response	%
Yes	146	76%
No	45	24%
Total	191	100%

What resources have you or will you use to look for work? (Select all that apply)

Answer	Response	%
Newspaper/TV	32	17%
Friends	99	52%
Parents	99	52%
Other relatives	75	39%
Counselor	37	19%
Teacher	42	22%
Other adults	59	31%
Through the internet	111	58%
Advertisement at the workplace	56	29%
Advertisement on a bulletin board	36	19%

In addition to working, will you also be continuing your education next fall?

Answer		Response	%
Yes		97	51%
No		94	49%
Total		191	100%

If "No" was selected, students answered the next question, otherwise they were finished with the survey.

How likely is it that you will continue your education sometime in the future?

Answer		Response	%
Very Unlikely		17	7%
Unlikely		47	19%
Likely		120	49%
Very Likely		60	25%
Total		244	100%

“Joining the Military”

Why are you joining the military? (Select all that apply)

Answer		Response	%
Receive training		60	50%
Receive funds for future education		66	55%
Parent/Relative was in the military		32	26%
Personal reasons		65	54%
Career choice		68	56%
Travel the world		71	59%
ROTC		7	6%
To serve my country		56	46%

Have you already enlisted?

Answer		Response	%
Yes		53	43%
No		69	57%
Total		122	100%

If “Yes” was selected, students answered the next question.

If “No” was selected, students skipped to the question “What branch of the service would you most like to enter?”.

What branch of the service will you enter?

Answer		Response	%
Air Force		10	19%
Army		18	34%
Coast Guard		2	4%
Marines		12	23%
Navy		6	11%
National Guard		5	9%
Total		53	100%

After answering this question, students skipped to the question “How likely is it that you will continue your education sometime in the future?” (page 28).

What branch of the service would you most like to enter?

Answer		Response	%
Air Force		10	15%
Army		32	47%
Coast Guard		0	0%
Marines		13	19%
Navy		8	12%
National Guard		5	7%
Total		68	100%

When would you most likely enlist in the Military?

Answer		Response	%
1 month		18	26%
3 months		19	28%
6 months		10	15%
Within a year		13	19%
After a year		8	12%
Total		68	100%

How likely is it that you will continue your education sometime in the future?

Answer		Response	%
Very Unlikely		4	3%
Unlikely		6	5%
Likely		49	40%
Very Likely		63	52%
Total		122	100%

“Other”

What will you do next fall? (Select only one)

Answer	Response	%
Homemaker	0	0%
Care for my family	4	5%
Start my own business	6	7%
Americorp	0	0%
Travel	13	16%
JobCorps	3	4%
Peace Corps	0	0%
Other volunteer work	1	1%
Other	54	67%
Total	81	100%

If “Homemaker”, “Care for my family”, “Start my own business”, “Travel”, “Other Volunteer Work” or “Other” was selected, students answered the next question and then were finished with the survey.

If “Americorp”, “JobCorps”, or “Peace Corps was selected, students skipped to the question “After completion of this program, what do you plan to do?”

How likely is it that you will continue your education sometime in the future?







Answer	Response	%
Very Unlikely	4	17%
Unlikely	2	8%
Likely	12	50%
Very Likely	6	25%
Total	24	100%

After completion of this program, what do you plan to do? (Select only one)

Answer	Response	%
Continue my education at a 4-year college	1	33%
Continue my education at a 2-year community college or a technical/vocational school	0	0%
Continue my education in an apprenticeship	0	0%
Work	2	67%
Join the military	0	0%
Not sure at this time	0	0%
Total	3	100%





“Not Sure at this Time”

What will you most likely do next fall? (Select only one)

Answer		Response	%
Continue my education at a 4-year college		56	18%
Continue my education at a 2-year community college or a technical/vocational school		73	24%
Continue my education in an apprenticeship		11	4%
Work		101	33%
Join the military		5	2%
Other		60	20%
Total		306	100%

“Still Enrolled in High School”

How likely is it that you will continue your education at a technical/vocational school, community college, or 4-year college sometime in the future?

Answer		Response	%
Very Unlikely		1	4%
Unlikely		1	4%
Likely		14	58%
Very Likely		8	33%
Total		24	100%