



**MILWAUKEE
PUBLIC SCHOOLS**

Senior Exit Survey (SES)

Results for the 2012-2013 School Year

June, 2013

Penny Muffler
Research and Evaluation

Introduction

The Senior Exit Survey (SES) provides a rich source of information on students' future goals, aspirations, and perceptions of their experience as MPS students specific to college and career readiness. The survey is administered to graduating seniors every spring and was modeled after a similar tool used by Chicago Public Schools.

Results from the SES are used for two primary purposes. The first is to comply with state law which requires MPS to submit annually to the Wisconsin Department of Public Instruction (DPI); a report on seniors' post-graduation plans (previously referred to as the "Bound For" report in MPS). The second is to provide information on students' future goals, aspirations, and perceptions of their experiences as MPS students specific to college and career readiness, and to identify potential areas in which key steps in the process of preparing for college and careers had not been fulfilled.

Results from the spring 2013 administration follow.

2012-2013 MPS SENIOR EXIT SURVEY

3,415 Respondents

PERCEPTIONS OF SCHOOL CLIMATE REGARDING GRADUATES' FUTURE PLANS

8. An adult at this school has helped me plan for life after high school.

Response	Frequency	Percent	0	20	40	60	80	100
Strongly Disagree	222	6.5%						
Disagree	348	10.2%						
Agree	1783	52.2%						
Strongly Agree	1058	31.0%						
No Response	4	0.1%						

9. I could ask at least one school staff member (teacher, counselor, etc.) to write me a recommendation for a job, program, or college.

Response	Frequency	Percent	0	20	40	60	80	100
Strongly Disagree	134	3.9%						
Disagree	133	3.9%						
Agree	1408	41.2%						
Strongly Agree	1732	50.7%						
No Response	8	0.2%						

10. Teachers at my school expect most students to go to college.

Response	Frequency	Percent	0	20	40	60	80	100
Strongly Disagree	155	4.5%						
Disagree	254	7.4%						
Agree	1610	47.1%						
Strongly Agree	1390	40.7%						
No Response	6	0.2%						

11. Teachers at my school help students plan for college.

Response	Frequency	Percent	0	20	40	60	80	100
Strongly Disagree	158	4.6%						
Disagree	309	9.0%						
Agree	1782	52.2%						
Strongly Agree	1149	33.6%						
No Response	17	0.5%						

12. The curriculum at my school is designed to help me prepare for college.

Response	Frequency	Percent	0	20	40	60	80	100
Strongly Disagree	179	5.2%						
Disagree	391	11.4%						
Agree	1828	53.5%						
Strongly Agree	984	28.8%						
No Response	33	1.0%						

13. Most of the students in my school are planning to go to college.

Response	Frequency	Percent	0	20	40	60	80	100
Strongly Disagree	218	6.4%						
Disagree	636	18.6%						
Agree	1912	56.0%						
Strongly Agree	636	18.6%						
No Response	13	0.4%						

14. Teachers at my school feel it is part of their job to prepare students to succeed in college.

Response	Frequency	Percent	0	20	40	60	80	100
Strongly Disagree	151	4.4%						
Disagree	325	9.5%						
Agree	1764	51.7%						
Strongly Agree	1149	33.6%						
No Response	26	0.8%						

Please indicate how often you have done the following during this school year:

15. Met with your counselor.

Response	Frequency	Percent	0	20	40	60	80	100
Never	183	5.4%						
1-2 times	761	22.3%						
3-4 times	951	27.8%						
5 or more times	1472	43.1%						
No Response	48	1.4%						

16. Talked to a counselor at school in depth about planning for college.

Response	Frequency	Percent	0	20	40	60	80	100
Never	593	17.4%						
1-2 times	1147	33.6%						
3-4 times	811	23.7%						
5 or more times	832	24.4%						
No Response	32	0.9%						

17. Attended a college fair or met with a college representative.

Response	Frequency	Percent	0	20	40	60	80	100
Never	808	23.7%						
1-2 times	1427	41.8%						
3-4 times	739	21.6%						
5 or more times	420	12.3%						
No Response	21	0.6%						

18. Visited a college or university.

Response	Frequency	Percent	0	20	40	60	80	100
Never	754	22.1%						
1-2 times	1389	40.7%						
3-4 times	735	21.5%						
5 or more times	515	15.1%						
No Response	22	0.6%						

19. Reviewed college materials at your school.

Response	Frequency	Percent	0	20	40	60	80	100
Never	499	14.6%						
1-2 times	1220	35.7%						
3-4 times	935	27.4%						
5 or more times	736	21.6%						
No Response	25	0.7%						

20. Talked with your parents about future plans.

Response	Frequency	Percent	0	20	40	60	80	100
Never	182	5.3%						
1-2 times	571	16.7%						
3-4 times	710	20.8%						
5 or more times	1943	56.9%						
No Response	9	0.3%						

During your senior year, how often...

21. did you find the work in school difficult?

Response	Frequency	Percent	0	20	40	60	80	100
Never	418	12.2%						
Once in a while	2111	61.8%						
Most of the time	733	21.5%						
All the time	135	4.0%						
No Response	18	0.5%						

During your senior year, how often...

22. were you challenged in school?

Response	Frequency	Percent	0	20	40	60	80	100
Never	248	7.3%						
Once in a while	1294	37.9%						
Most of the time	1346	39.4%						
All the time	493	14.4%						
No Response	34	1.0%						

23. did you need to work hard in order to do well?

Response	Frequency	Percent	0	20	40	60	80	100
Never	175	5.1%						
Once in a while	741	21.7%						
Most of the time	1318	38.6%						
All the time	1141	33.4%						
No Response	40	1.2%						

During my time in high school, my TEACHERS AND COUNSELORS....

24. helped me select courses I need for work or admission to college.

Response	Frequency	Percent	0	20	40	60	80	100
Not at all	389	11.4%						
A little	904	26.5%						
Some	1254	36.7%						
A lot	858	25.1%						
No Response	10	0.3%						

25. helped me decide what I want to do after I graduate.

Response	Frequency	Percent	0	20	40	60	80	100
Not at all	460	13.5%						
A little	842	24.7%						
Some	1222	35.8%						
A lot	874	25.6%						
No Response	17	0.5%						

26. encouraged me to continue my education after high school.

Response	Frequency	Percent	0	20	40	60	80	100
Not at all	130	3.8%						
A little	476	13.9%						
Some	982	28.8%						
A lot	1807	52.9%						
No Response	20	0.6%						

27. encouraged me to apply to several different schools.

Response	Frequency	Percent	0	20	40	60	80	100
Not at all	280	8.2%						
A little	603	17.7%						
Some	1137	33.3%						
A lot	1374	40.2%						
No Response	21	0.6%						

28. talked with me about what college would be like.

Response	Frequency	Percent	0	20	40	60	80	100
Not at all	247	7.2%						
A little	686	20.1%						
Some	1224	35.8%						
A lot	1238	36.3%						
No Response	20	0.6%						

During my time in high school, my TEACHERS AND COUNSELORS....

29. talked to me about colleges/schools suited to my interests and abilities.

Response	Frequency	Percent	0	20	40	60	80	100
Not at all	377	11.0%						
A little	761	22.3%						
Some	1256	36.8%						
A lot	996	29.2%						
No Response	25	0.7%						

30. encouraged/helped me to complete financial aid forms such as FAFSA (Free Application for Federal Student Aid).

Response	Frequency	Percent	0	20	40	60	80	100
Not at all	368	10.8%						
A little	592	17.3%						
Some	1016	29.8%						
A lot	1423	41.7%						
No Response	16	0.5%						

31. helped me find possible scholarships to apply for.

Response	Frequency	Percent	0	20	40	60	80	100
Not at all	566	16.6%						
A little	824	24.1%						
Some	1014	29.7%						
A lot	993	29.1%						
No Response	18	0.5%						

32. helped me decide which schools to apply to.

Response	Frequency	Percent	0	20	40	60	80	100
Not at all	646	18.9%						
A little	869	25.4%						
Some	1079	31.6%						
A lot	798	23.4%						
No Response	23	0.7%						

33. helped me write essays or personal statements for college applications.

Response	Frequency	Percent	0	20	40	60	80	100
Not at all	1022	29.9%						
A little	753	22.0%						
Some	909	26.6%						
A lot	711	20.8%						
No Response	20	0.6%						

Has anyone at your school discussed the following with you?

34. Different admissions requirements (four-year colleges vs. two-year colleges, etc.)

Response	Frequency	Percent	0	20	40	60	80	100
Did not discuss	450	13.2%						
Discussed briefly	1892	55.4%						
Discussed in-depth	1025	30.0%						
No Response	48	1.4%						

35. How to decide which college to attend

Response	Frequency	Percent	0	20	40	60	80	100
Did not discuss	487	14.3%						
Discussed briefly	1818	53.2%						
Discussed in-depth	1073	31.4%						
No Response	37	1.1%						

36. How to pay for college

Response	Frequency	Percent	0	20	40	60	80	100
Did not discuss	428	12.5%						
Discussed briefly	1567	45.9%						
Discussed in-depth	1372	40.2%						
No Response	48	1.4%						

Has anyone at your school discussed the following with you?

37. Your readiness for college-level coursework

Response	Frequency	Percent	0	20	40	60	80	100
Did not discuss	570	16.7%						
Discussed briefly	1685	49.3%						
Discussed in-depth	1116	32.7%						
No Response	44	1.3%						

38. Opportunities to attend out-of-state colleges

Response	Frequency	Percent	0	20	40	60	80	100
Did not discuss	779	22.8%						
Discussed briefly	1737	50.9%						
Discussed in-depth	861	25.2%						
No Response	38	1.1%						

39. Your likelihood of being accepted at different types of schools

Response	Frequency	Percent	0	20	40	60	80	100
Did not discuss	626	18.3%						
Discussed briefly	1796	52.6%						
Discussed in-depth	946	27.7%						
No Response	47	1.4%						

40. What grades and test scores (ACT, SAT, etc.) you need to get into different types of schools

Response	Frequency	Percent	0	20	40	60	80	100
Did not discuss	331	9.7%						
Discussed briefly	1555	45.5%						
Discussed in-depth	1493	43.7%						
No Response	36	1.1%						

How helpful has your high school been in the following areas?

41. Assessing career interests and abilities

Response	Frequency	Percent	0	20	40	60	80	100
Not helpful	370	10.8%						
Somewhat helpful	1170	34.3%						
Helpful	1302	38.1%						
Very helpful	560	16.4%						
No Response	13	0.4%						

42. Developing a career plan

Response	Frequency	Percent	0	20	40	60	80	100
Not helpful	437	12.8%						
Somewhat helpful	1016	29.8%						
Helpful	1277	37.4%						
Very helpful	653	19.1%						
No Response	32	0.9%						

43. Providing information about occupations (salaries, working conditions, future outlook for being able to find a job in various fields, etc.)

Response	Frequency	Percent	0	20	40	60	80	100
Not helpful	431	12.6%						
Somewhat helpful	1016	29.8%						
Helpful	1270	37.2%						
Very helpful	673	19.7%						
No Response	25	0.7%						

44. Teaching job search techniques

Response	Frequency	Percent	0	20	40	60	80	100
Not helpful	657	19.2%						
Somewhat helpful	1058	31.0%						
Helpful	1126	33.0%						
Very helpful	544	15.9%						
No Response	30	0.9%						

How helpful has your high school been in the following areas?

45. Helping me write a resume

Response	Frequency	Percent	0	20	40	60	80	100
Not helpful	710	20.8%						
Somewhat helpful	849	24.9%						
Helpful	1037	30.4%						
Very helpful	794	23.3%						
No Response	25	0.7%						

46. Teaching job interviewing skills

Response	Frequency	Percent	0	20	40	60	80	100
Not helpful	739	21.6%						
Somewhat helpful	898	26.3%						
Helpful	1031	30.2%						
Very helpful	711	20.8%						
No Response	36	1.1%						

47. Did you participate in the American College Application Campaign, which may have taken place at your school this past fall?

Response	Frequency	Percent	0	20	40	60	80	100
Yes	312	9.1%						
No	3051	89.3%						
No Response	52	1.5%						

48. Have you ever visited an MPS TEAM UP College Access Center?

Response	Frequency	Percent	0	20	40	60	80	100
Yes	784	23.0%						
No (Skip to Qs 49-50)	2631	77.0%						
No Response	0	0.0%						

49. How many times did you visit an MPS TEAM UP College Access Center during your senior year?

Response	Frequency	Percent	0	20	40	60	80	100
0 times	51	6.5%						
1 time	330	42.1%						
2 times	224	28.6%						
3 or more times	178	22.7%						
Not required to answer	0	0.0%						
No Response	1	0.1%						

50. How helpful did you find the MPS TEAM UP College Access Center?

Response	Frequency	Percent	0	20	40	60	80	100
Not helpful	44	5.6%						
Somewhat helpful	217	27.7%						
Helpful	260	33.2%						
Very helpful	261	33.3%						
Not required to answer	0	0.0%						
No Response	2	0.3%						

During my time in high school, my PARENTS...

51. helped me select courses I need for work or admission to college.

Response	Frequency	Percent	0	20	40	60	80	100
Not at all	838	24.5%						
A little	823	24.1%						
Some	924	27.1%						
A lot	823	24.1%						
No Response	7	0.2%						

52. helped me decide what I want to do after I graduate.

Response	Frequency	Percent	0	20	40	60	80	100
Not at all	428	12.5%						
A little	648	19.0%						
Some	955	28.0%						
A lot	1370	40.1%						
No Response	14	0.4%						

53. encouraged me to continue my education after high school.

Response	Frequency	Percent	0	20	40	60	80	100
Not at all	164	4.8%						
A little	385	11.3%						
Some	706	20.7%						
A lot	2139	62.6%						
No Response	21	0.6%						

54. encouraged me to apply to several different schools.

Response	Frequency	Percent	0	20	40	60	80	100
Not at all	500	14.6%						
A little	626	18.3%						
Some	915	26.8%						
A lot	1347	39.4%						
No Response	27	0.8%						

55. talked with me about what college would be like.

Response	Frequency	Percent	0	20	40	60	80	100
Not at all	657	19.2%						
A little	672	19.7%						
Some	823	24.1%						
A lot	1249	36.6%						
No Response	14	0.4%						

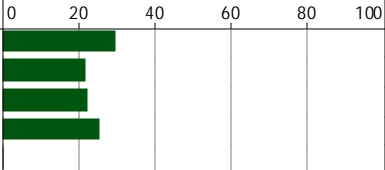
56. talked to me about colleges/schools suited to my interests and abilities.

Response	Frequency	Percent	0	20	40	60	80	100
Not at all	578	16.9%						
A little	659	19.3%						
Some	963	28.2%						
A lot	1198	35.1%						
No Response	17	0.5%						

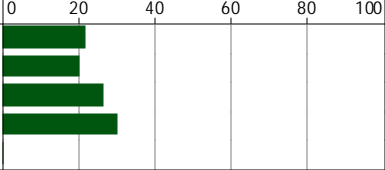
57. encouraged/helped me to complete financial aid forms such as FAFSA (Free Application for Federal Student Aid).

Response	Frequency	Percent	0	20	40	60	80	100
Not at all	602	17.6%						
A little	602	17.6%						
Some	814	23.8%						
A lot	1389	40.7%						
No Response	8	0.2%						

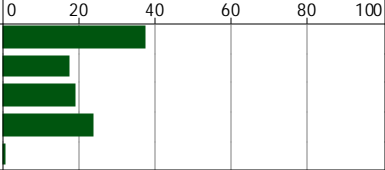
During my time in high school, my PARENTS...
 58. helped me find possible scholarships to apply for.

Response	Frequency	Percent	0	20	40	60	80	100
Not at all	1017	29.8%						
A little	743	21.8%						
Some	769	22.5%						
A lot	875	25.6%						
No Response	11	0.3%						

59. helped me decide which schools to apply to.

Response	Frequency	Percent	0	20	40	60	80	100
Not at all	743	21.8%						
A little	704	20.6%						
Some	907	26.6%						
A lot	1044	30.6%						
No Response	17	0.5%						

60. helped me write essays or personal statements for college applications.

Response	Frequency	Percent	0	20	40	60	80	100
Not at all	1279	37.5%						
A little	608	17.8%						
Some	670	19.6%						
A lot	831	24.3%						
No Response	27	0.8%						

STUDENT BACKGROUND AND FUTURE PLANS

61. Have you participated in any of the following programs? (Select all that apply)

Response	Frequency	Percent	0	20	40	60	80	100
College Possible	293	8.6%						
Diversity Scholars	60	1.8%						
Marquette Upward Bound	60	1.8%						
Marquette Upward Bound Math Science	37	1.1%						
My Life! My Plan!	124	3.6%						
Pearls for Teen Girls	150	4.4%						
PEOPLE Program	83	2.4%						
UWM GEAR UP	156	4.6%						
UWM Talent Search	124	3.6%						
UWM Upward Bound	110	3.2%						
WEOP - Wisconsin Educational Opportunities Program	27	0.8%						
WLC Pathways to College	16	0.5%						
YMCA Sponsor-a-Scholar	103	3.0%						
Other UWM pre-college program (specify below)	95	2.8%						
Other pre-college program (specify below)	278	8.1%						
None of these	2265	66.3%						
No Response	5	0.1%						

62. Other pre-college program not listed above:

- Future Success Program
- Leadership Enterprise for a Diverse America
- UWM Mini Courses
- team up
- UW-Whitewater Talent Search
- Horizons
- Youth Options
- UWW-Upward bound
- Uwm Panther Overnight
- whitewater
- MATC
- UW Whiterwater Pre College Program
- Gear Up
- Trio- programme
- Future Success Program
- matc cooking program
- Whitewater Pre-College
- stein scholars
- Stein Scholars
- Stein Scholars
- Future Success Program
- job corps
- ymca
- Quest Project
- College Readiness 21
- Boys girls club Steins scholar
- Youth Enterprise Academy
- matc
- matc
- matc
- Stein Scholars, Boys Girls Club of Greater Milwaukee Upward Bound
- TEAM up
- Stein Scholars
- MATC
- UW RICHLAND
- Youth Options (criminal justice)
- Youth options
- UW-Whitewater Act Prep and Uw-Whitewater Arts Humanities
- Marquette Health Career and Oppertunities Program;
- UW Stout

- Riverfalls science program with vincent hs
- Higher Performance Tennis
- MATC
- CR21 and UW-Plattville pre-college program
- College readiness 21
- MIAD Pre College Art Program
- Black Achievers Program
- Upward bound
- MSOE Upward Bound
- UW-STOUT PRE-COLLEGE PROGRAM
- UCC-Quantum program
- UW-Milwaukee's Future Success, Youth Health Service Corps
- Milwaukee Youth Council
- urban teacher world
- uw stevens point program
- college access center
- UWM Urban Teacher World, Riverfalls Pre-College Program
- matc
- Future Success Program
- MATC
- oshkosh
- College Readiness 21
- Team Up
- Dream chasing
- School for Teens (UWM); Urban Journalism Workshop (Marquette)
- Miad Summer and fall Pre-college
- UW- Madison College access Program
- Urban Underground
- James Madison University College
- marquette
- MATC
- Quantum Program
- UW- Stevens Point Camp COFAC
- YLA alumni scholarship program
- YMCA Black Achievers
- Oshkosh
- Team Up
- College Readiness
- MSOE nursing summer program
- UW - Richland Pre College program
- YAP
- synergy
- UWM OVERNIGHT
- Urban Underground
- MSOE Upward Bound
- YMCA Black Achiever Program
- sign language interpreting at matc
- DVR, CATP
- Saturday Academy
- UW- Whitewater upper bound, UW- Oshkosh Upper bound
- White-water
- Youth Options
- Marquette- Health Career Opportunity Program
- Msoe upward bound
- UWM college tour
- Quantum
- Matc
- MATC
- Urban Promise
- WCTC
- MATC
- UWM of Wisconsin
- CR21

- MATC
- uwm richland
- Stein Scholar, Saturday Academy
- Mount Mary Pre-College Program
- College Readiness 21
- Alverno's girls of Math and Science
- MATC
- MSOE Upward Bound
- MATC
- YWCA
- DIAMOND GIRLS
- IB
- Honors and Advanced Placement
- junior achievement
- UWM-Urban Teacher World and College Readiness 21
- UW-RICHLAND
- Planning for the Future and Future Success Program
- CR21
- Planning for the Future, and College Readiness 21
- matc
- Sport
- MATC gear up / Yale gear up / Steven's Point gear up more
- UWO pre-college program
- Big Step
- UW-Whitewater Gear Up
- Youth Options
- Miad precollege
- UW-Whitewater pre-college program
- uwm
- M.I.A.D. pre-college classes
- matc
- wepoc
- UWM Upward Bound Math and Science
- MATC
- UW- Oshkosh PEP program
- MSOE Upward Bound
- National society of high school scholars
- Plattville Pre-College Program
- mount mary college
- Sewanee Bridge Program
- Milwaukee Center of Leadership development
- Esteem
- Stein Scholars
- Youth Options
- ONG our next generation
- wisconsin covenant
- College Readiness 21
- navy
- uw richland precollege program
- MSOE Upward Bound
- MATC OR MCC
- MATC Microbiology/Microbiology Program
- Stein Scholars
- college for teens
- Boys Girls club Upward Bound, Stein Scholars, Cr21
- Uw green bay
- UWM- Urban Teacher World
- uw-plateville precollege program
- project ujema
- MSOE Upward Bound
- MATC
- Art Instruction School
- UW Oshkosh YES Program

- Yes Oshkosh Pre-College Program
- uwgb
- Engineering Summer Program UW-Madison
- uwm future success
- English for College Program(UWSP)
- Urban Underground
- Youth Options
- Bryant college
- Matc- Lulac precollege program
- MATC
- Stein Scholars
- Team up
- UW-Oshkosh Pre-College Program
- CATP, DVR
- UWW pre college programs
- UW-Future Success Program
- Hospitality course at UW-stout
- College Readiness 21
- Mississippi River Adventure, UW-La Crosse ; Stars of the Future, UW-Green Bay
- Future Success Program
- UWM-Youth Options
- Whitewater and UWM madison
- MSOE Upward Bound
- CR21
- UWM TV FILM CAMP
- UW-Stout Science and Sustainability program and UW-Stevens Point multicultural camp
- UWM Precollege Program
- smarts
- CATP
- Wisconsin Covenant
- Youth Options
- Marquette HCOP
- UW waukesha program
- Summer Programs HCOP at Marquette University for 3 consecutive years
- Architech summer camp
- Alverno Girls Science and Math Academy
- Milwaukee school of engineering
- US empowered
- LULAC
- Bryant Stratton
- College Readiness 21
- College Readiness 21
- YMCA - Black Achievers
- Matc
- Marquette Health Career Opportunity Program
- MSOE Upward Bound
- uw-stout pre-college program
- UWM- Future success
- Wisconsin Covenant
- Graduation Plus Stein Scholars
- msoe Ypward Bound
- team up
- College Readiness 21
- College Readiness 21
- UWM Urban Teacher World
- College Access Center
- matc
- UCC
- College Readiness 21 (Cr21)
- UW Stout Program
- Oshkosh Pre-College Program
- Platteville College Camp
- College Readiness

- YMCA Black Achievers
- college access center
- MATC
- cr21
- Tougaloo College Upward Bound- Mississippi
- Milwaukee Institute of Art Design pre college
- UW-Oshkosh Pre-college
- junior college
- Platville pre-college program
- earn and learn
- College Readiness 21
- 2011-2012 Alverno College Girls Math and Science Academy.
- MSOE Upward Bound
- steinscholars
- UWM Program
- uw whitewater upward bound
- Beloit College Help Yourself Program
- Summer Science Institute
- Esteem, Act Prep
- UW-Whitewater
- UW-Oshkosh pre-college nursing program (WYN)
- MATC
- UW-Whitewater Upward Bound
- UWW Upward Bound
- MIAD precollege
- Engineering Summer Program
- Milwaukee School of Engineering Upward Bound
- pre medicine program at matc
- UW STOUT PreCollege
- University of Wisconsin- Stevens Point Multicultural Leadership Conference
- leadership initiative
- MATC
- uwm mini courses
- UW Whitewater Upward Bound
- University of Wisconsin Oshkosh pre-college program
- Stein Scholars
- MSOE Upward Bound
- Matc Pre College Courses
- team up
- Future Success Program
- College Readiness 21
- Youth Options
- College Readiness 21
- MSOE Upward Bound
- UW-Whitewater Upward Bound
- Marquette Health Career Opportunities Program
- Upward Bound Math and Science
- HCOP Marquette University
- UWW- Arts and Humanities
- MIAD pre-college
- UW-Stout, UW-Steven Point

How helpful were the following programs in making plans for your life after high school?

63. College Possible

Response	Frequency	Percent	0	20	40	60	80	100
Not helpful	12	0.4%						
Somewhat helpful	22	0.6%						
Helpful	52	1.5%						
Very helpful	195	5.7%						
Did not participate in program	3122	91.4%						
No Response	12	0.4%						

64. Diversity Scholars

Response	Frequency	Percent	0	20	40	60	80	100
Not helpful	6	0.2%						
Somewhat helpful	16	0.5%						
Helpful	19	0.6%						
Very helpful	14	0.4%						
Did not participate in program	3355	98.2%						
No Response	5	0.1%						

65. Marquette Upward Bound

Response	Frequency	Percent	0	20	40	60	80	100
Not helpful	5	0.1%						
Somewhat helpful	10	0.3%						
Helpful	14	0.4%						
Very helpful	27	0.8%						
Did not participate in program	3355	98.2%						
No Response	4	0.1%						

66. Marquette Upward Bound Math Science

Response	Frequency	Percent	0	20	40	60	80	100
Not helpful	4	0.1%						
Somewhat helpful	6	0.2%						
Helpful	8	0.2%						
Very helpful	15	0.4%						
Did not participate in program	3378	98.9%						
No Response	4	0.1%						

67. My Life! My Plan!

Response	Frequency	Percent	0	20	40	60	80	100
Not helpful	7	0.2%						
Somewhat helpful	14	0.4%						
Helpful	40	1.2%						
Very helpful	55	1.6%						
Did not participate in program	3291	96.4%						
No Response	8	0.2%						

68. Pearls for Teen Girls

Response	Frequency	Percent	0	20	40	60	80	100
Not helpful	8	0.2%						
Somewhat helpful	25	0.7%						
Helpful	35	1.0%						
Very helpful	77	2.3%						
Did not participate in program	3265	95.6%						
No Response	5	0.1%						

69. PEOPLE Program

Response	Frequency	Percent	0	20	40	60	80	100
Not helpful	3	0.1%						
Somewhat helpful	10	0.3%						
Helpful	12	0.4%						
Very helpful	49	1.4%						
Did not participate in program	3332	97.6%						
No Response	9	0.3%						

How helpful were the following programs in making plans for your life after high school?

70. UWM GEAR UP

Response	Frequency	Percent	0	20	40	60	80	100
Not helpful	6	0.2%						
Somewhat helpful	21	0.6%						
Helpful	43	1.3%						
Very helpful	67	2.0%						
Did not participate in program	3259	95.4%						
No Response	19	0.6%						

71. UWM Talent Search

Response	Frequency	Percent	0	20	40	60	80	100
Not helpful	12	0.4%						
Somewhat helpful	11	0.3%						
Helpful	31	0.9%						
Very helpful	60	1.8%						
Did not participate in program	3291	96.4%						
No Response	10	0.3%						

72. UWM Upward Bound

Response	Frequency	Percent	0	20	40	60	80	100
Not helpful	7	0.2%						
Somewhat helpful	14	0.4%						
Helpful	28	0.8%						
Very helpful	48	1.4%						
Did not participate in program	3305	96.8%						
No Response	13	0.4%						

73. Wisconsin Educational Opportunities Program (WEOP)

Response	Frequency	Percent	0	20	40	60	80	100
Not helpful	2	0.1%						
Somewhat helpful	10	0.3%						
Helpful	4	0.1%						
Very helpful	9	0.3%						
Did not participate in program	3388	99.2%						
No Response	2	0.1%						

74. WLC Pathways for College

Response	Frequency	Percent	0	20	40	60	80	100
Not helpful	1	0.0%						
Somewhat helpful	6	0.2%						
Helpful	6	0.2%						
Very helpful	2	0.1%						
Did not participate in program	3399	99.5%						
No Response	1	0.0%						

75. YMCA Sponsor-a-Scholar

Response	Frequency	Percent	0	20	40	60	80	100
Not helpful	6	0.2%						
Somewhat helpful	12	0.4%						
Helpful	16	0.5%						
Very helpful	60	1.8%						
Did not participate in program	3312	97.0%						
No Response	9	0.3%						

76. Other UWM pre-college program

Response	Frequency	Percent	0	20	40	60	80	100
Not helpful	11	0.3%						
Somewhat helpful	16	0.5%						
Helpful	16	0.5%						
Very helpful	41	1.2%						
Did not participate in program	3320	97.2%						
No Response	11	0.3%						

How helpful were the following programs in making plans for your life after high school?

77. Other pre-college program

Response	Frequency	Percent	0	20	40	60	80	100
Not helpful	29	0.8%						
Somewhat helpful	25	0.7%						
Helpful	51	1.5%						
Very helpful	125	3.7%						
Did not participate in program	3137	91.9%						
No Response	48	1.4%						

78. What is the highest level of education your mother/female guardian has completed?

Response	Frequency	Percent	0	20	40	60	80	100
Did not graduate from high school	675	19.8%						
Graduated from high school	869	25.4%						
Went to college, but did not graduate	390	11.4%						
Graduated from a 2-year college or technical/vocational school	396	11.6%						
Graduated from a 4-year college	349	10.2%						
Graduate degree (MD/JD/Ph.D./MBA)	193	5.7%						
Don't know	402	11.8%						
Not applicable	132	3.9%						
No Response	9	0.3%						

79. What is the highest level of education your father/male guardian has completed?

Response	Frequency	Percent	0	20	40	60	80	100
Did not graduate from high school	731	21.4%						
Graduated from high school	932	27.3%						
Went to college, but did not graduate	277	8.1%						
Graduated from a 2-year college or technical/vocational school	219	6.4%						
Graduated from a 4-year college	192	5.6%						
Graduate degree (MD/JD/Ph.D./MBA)	120	3.5%						
Don't know	717	21.0%						
Not applicable	220	6.4%						
No Response	7	0.2%						

80. What will you be doing next fall? (Select only one)

Response	Frequency	Percent	0	20	40	60	80	100
Continuing my education at a 4-year college	1465	42.9%						
Continuing my education at a 2-year community college or a	916	26.8%						
Continuing my education in an apprenticeship	30	0.9%						
Working	451	13.2%						
Joining the military	161	4.7%						
Other	70	2.0%						
Not sure at this time	290	8.5%						
Still enrolled in High School	32	0.9%						
No Response	0	0.0%						

STILL ENROLLED IN HIGH SCHOOL (32 Students)

81. How likely is it that you will continue your education at a technical/vocational school, community college, or 4-year college sometime in the future?

Response	Frequency	Percent	0	20	40	60	80	100
Very unlikely	2	6.3%						
Unlikely	6	18.8%						
Likely	12	37.5%						
Very likely	12	37.5%						
No Response	0	0.0%						

NOT SURE AT THIS TIME (290 Students)

82. What will you most likely do next fall? (Select only one)

Response	Frequency	Percent	0	20	40	60	80	100
Continue my education at a 4-year college	61	21.0%						
Continue my education at a 2-year community college or	58	20.0%						
Continue my education in an apprenticeship	6	2.1%						
Work 20 or more hours a week	71	24.5%						
Join the military	11	3.8%						
Other	83	28.6%						
No Response	0	0.0%						

OTHER (70 Students)

83. What will you do next fall? (Select only one)

Response	Frequency	Percent	0	20	40	60	80	100
Homemaker	3	4.3%						
Care for my family	4	5.7%						
Start my own business	6	8.6%						
Americorp (Skip Q84)	0	0.0%						
Travel (Skip Q84)	8	11.4%						
JobCorps (Skip Q84)	3	4.3%						
Peace Corps (Skip Q84)	0	0.0%						
Other volunteer work (Skip Q84)	2	2.9%						
Other	44	62.9%						
No Response	0	0.0%						

84. How likely is it that you will continue your education sometime in the future?

Response	Frequency	Percent	0	20	40	60	80	100
Very unlikely	8	14.0%						
Unlikely	5	8.8%						
Likely	20	35.1%						
Very likely	23	40.4%						
No Response	1	1.8%						

85. After completion of these programs, what do you plan to do? (Select only one)

Response	Frequency	Percent	0	20	40	60	80	100
Continue my education at a 4-year college	5	38.5%						
Continue my education at a 2-year community college or a	1	7.7%						
Continue my education in an apprenticeship	0	0.0%						
Work	5	38.5%						
Join the military	0	0.0%						
Not sure at this time	2	15.4%						
No Response	0	0.0%						

CONTINUE MY EDUCATION IN AN APPRENTICESHIP (30 Students)

86. Have you applied for an apprenticeship?

Response	Frequency	Percent	0	20	40	60	80	100
Yes	10	33.3%						
No (Skip Qs 87-89)	20	66.7%						
No Response	0	0.0%						

87. Have you been accepted into an apprenticeship?

Response	Frequency	Percent	0	20	40	60	80	100
Yes	6	60.0%						
No (Skip to Qs 88-89)	4	40.0%						
No Response	0	0.0%						

88. What type of apprenticeship will you be in? (Select only one)

Response	Frequency	Percent	0	20	40	60	80	100
Boilermaker	0	0.0%						
Bricklayer	0	0.0%						
Cabinetmaker	0	0.0%						
Carpenter	2	33.3%						
Cement Mason	0	0.0%						
Drywall Finisher	0	0.0%						
Electrician	1	16.7%						
Millwright	0	0.0%						
Ornamental Ironworker	0	0.0%						
Operating Engineer	0	0.0%						
Painter/Decorator	1	16.7%						
Pattern Maker	0	0.0%						
Pipefitter	0	0.0%						
Plasterer	0	0.0%						
Plumber	0	0.0%						
Roofer	0	0.0%						
Sheet Metal Worker	0	0.0%						
Sprinkler Fitter	0	0.0%						
Structural Ironworker	0	0.0%						
Terrazzo/Tile Layer	0	0.0%						
Tuckpointer	0	0.0%						
Other	2	33.3%						
No Response	0	0.0%						

89. How did you find out about this apprenticeship? (Select all that apply)

Response	Frequency	Percent	0	20	40	60	80	100
Newspaper/TV	0	0.0%						
Friends	2	33.3%						
Parents	2	33.3%						
Other relatives	0	0.0%						
Counselor	0	0.0%						
Teacher	1	16.7%						
Other adults	1	16.7%						
Through the internet	1	16.7%						
Union representative	0	0.0%						
Previous employer	1	16.7%						
No Response	0	0.0%						

90. How likely is it that you will continue your education at a technical/vocational school, community college, or 4-year college sometime in the future?

Response	Frequency	Percent	0	20	40	60	80	100
Very unlikely	2	6.7%						
Unlikely	9	30.0%						
Likely	11	36.7%						
Very likely	8	26.7%						
No Response	0	0.0%						

JOINING THE MILITARY (161 Students)

91. Why are you joining the military? (Select all that apply)

Response	Frequency	Percent	0	20	40	60	80	100
Receive training	83	51.6%						
Receive funds for future education	95	59.0%						
Parent/Relative was in the military	38	23.6%						
Personal reasons	87	54.0%						
Career choice	97	60.2%						
Travel the world	78	48.4%						
ROTC	8	5.0%						
To serve my country	85	52.8%						
No Response	0	0.0%						

92. Have you already enlisted?

Response	Frequency	Percent	0	20	40	60	80	100
Yes	62	38.5%						
No (Skip to Q 95)	99	61.5%						
No Response	0	0.0%						

93. What branch of the service will you enter?

Response	Frequency	Percent	0	20	40	60	80	100
Air Force	7	11.3%						
Army	15	24.2%						
Coast Guard	0	0.0%						
Marines	28	45.2%						
Navy	10	16.1%						
National Guard	2	3.2%						
No Response	0	0.0%						

94. How likely is it that you will continue your education sometime in the future?

Response	Frequency	Percent	0	20	40	60	80	100
Very unlikely	3	4.8%						
Unlikely	4	6.5%						
Likely	22	35.5%						
Very likely	33	53.2%						
No Response	0	0.0%						

JOINING THE MILITARY (161 Students)

95. What branch of the service would you most like to enter?

Response	Frequency	Percent	0	20	40	60	80	100
Air Force	23	23.2%						
Army	22	22.2%						
Coast Guard	1	1.0%						
Marines	24	24.2%						
Navy	23	23.2%						
National Guard	5	5.1%						
No Response	1	1.0%						

96. When would you most likely enlist in the Military?

Response	Frequency	Percent	0	20	40	60	80	100
1 month	29	29.3%						
3 months	24	24.2%						
6 months	15	15.2%						
Within a year	25	25.3%						
After a year	5	5.1%						
No Response	1	1.0%						

97. How likely is it that you will continue your education sometime in the future?

Response	Frequency	Percent	0	20	40	60	80	100
Very unlikely	4	4.0%						
Unlikely	4	4.0%						
Likely	34	34.3%						
Very likely	57	57.6%						
No Response	0	0.0%						

CONTINUE MY EDUCATION AT A 4-YR COLLEGE, 2-YR COMMUNITY COLLEGE, OR A TECHNICAL OR VOCATIONAL SCHOOL (2,381 Students)

98. Do you plan to be a full-time student in the fall?

Response	Frequency	Percent	0	20	40	60	80	100
Yes	1727	72.5%						
No	383	16.1%						
No Response	271	11.4%						

99. Select the one area that best fits what you plan to study. (Mark only one)

Response	Frequency	Percent	0	20	40	60	80	100
AGRICULTURAL SCIENCES AND TECHNOLOGIES (such as agricultural	21	0.9%						
BUSINESS (such as business administration, management, human	362	15.2%						
COMMUNICATIONS (such as advertising, journalism, radio/tv	67	2.8%						
COMMUNITY SERVICES (such as corrections, criminal justice, social	161	6.8%						
COMPUTER & INFORMATION SCIENCES (such as computer	78	3.3%						
EDUCATION (primary, secondary)	88	3.7%						
ENGINEERING (such as biomedical, computer, mechanical	210	8.8%						
HEALTH SCIENCES (such as paramedic, nursing, occupational	539	22.6%						
HUMAN, FAMILY AND CONSUMER SCIENCE (such as child care aide,	100	4.2%						
HUMANITIES (such as art history, classics, English, history, religion)	20	0.8%						
NATURAL SCIENCES AND MATHEMATICS (such as astronomy, math,	93	3.9%						
OFFICE SKILLS (bookkeeping, court reporting, secretarial)	5	0.2%						
SOCIAL SCIENCES (such as anthropology, economics, political	117	4.9%						
TRADE AND INDUSTRIAL (such as construction trades, heating/air	43	1.8%						
VISUAL AND PERFORMING ARTS (such as cinematography,	126	5.3%						
UNDECIDED	327	13.7%						
No Response	24	1.0%						

100. How are you planning to pay for school? (Select all that apply)

Response	Frequency	Percent	0	20	40	60	80	100
Family support	1036	43.5%						
Savings	769	32.3%						
Loans	1207	50.7%						
Scholarships	1300	54.6%						
Work study	640	26.9%						
Grants	1265	53.1%						
Work	1221	51.3%						
ROTC	30	1.3%						
Sponsor support	62	2.6%						
No Response	14	0.6%						

101. Have you completed the FAFSA (Free Application for Federal Student Aid) form?

Response	Frequency	Percent	0	20	40	60	80	100
Yes	1561	65.6%						
No	711	29.9%						
No Response	109	4.6%						

102. How many scholarships have you applied for?

Response	Frequency	Percent	0	20	40	60	80	100
0	1166	49.0%						
1	251	10.5%						
2	247	10.4%						
3	228	9.6%						
4	127	5.3%						
5	88	3.7%						
6	27	1.1%						
More than 6	243	10.2%						
No Response	4	0.2%						

CONTINUE MY EDUCATION AT A 4-YR COLLEGE, 2-YR COMMUNITY COLLEGE, OR A TECHNICAL OR VOCATIONAL SCHOOL (2,381 Students)

103. How many scholarships have you been awarded?

Response	Frequency	Percent	0	20	40	60	80	100
0 (Skip to Q122)	1872	78.6%						
1	234	9.8%						
2	135	5.7%						
3	81	3.4%						
4	28	1.2%						
5	13	0.5%						
6	2	0.1%						
More than 6	16	0.7%						
No Response	0	0.0%						

Questions 104 - 121 regarding names of scholarships are not included in this report.

122. How many colleges did you apply to?

Response	Frequency	Percent	0	20	40	60	80	100
0 (Skip to Q154)	281	11.8%						
1	482	20.2%						
2	367	15.4%						
3	413	17.3%						
4	309	13.0%						
5	245	10.3%						
6	121	5.1%						
7	46	1.9%						
8	34	1.4%						
More than 8	83	3.5%						
No Response	0	0.0%						

Questions 123 - 146 regarding eight schools student submitted applications to are not included in this report.

CONTINUE MY EDUCATION AT A 4-YR COLLEGE, 2-YR COMMUNITY COLLEGE, OR A TECHNICAL OR VOCATIONAL SCHOOL (2,381 Students)

147. Which school will you be attending? (Select only one)

Response	Frequency	Percent	0	20	40	60	80	100
Don't Know (Skip to Q152)	262	12.5%						
Other school - out of state	259	12.3%						
Alverno College	50	2.4%						
Bellin College	4	0.2%						
Beloit College	5	0.2%						
Blackhawk Technical College	3	0.1%						
Bryant and Stratton College-Milwaukee	44	2.1%						
Bryant and Stratton College-Wauwatosa	10	0.5%						
Cardinal Stritch University	26	1.2%						
Carroll University	17	0.8%						
Carthage College	4	0.2%						
Chippewa Valley Technical College	3	0.1%						
College of Menominee Nation	0	0.0%						
Concordia University-Wisconsin	17	0.8%						
DeVry University-Wisconsin	1	0.0%						
Edgewood College	3	0.1%						
Fox Valley Technical College	7	0.3%						
Gateway Technical College	2	0.1%						
Gill-Tech Academy	1	0.0%						
Globe University-Eau Claire	6	0.3%						
Herzig University	1	0.0%						
High-Tech Institute - Brookfield	4	0.2%						
ITT Technical Institute-Green Bay	2	0.1%						
ITT Technical Institute-Greenfield	7	0.3%						
ITT Technical Institute-Madison	7	0.3%						
Kaplan College	4	0.2%						
Lac Courte Oreilles Ojibwa Community College	2	0.1%						
Lakeland College	17	0.8%						
Lakeshore Technical College	4	0.2%						
Lawrence University	1	0.0%						
Madison Area Technical College	34	1.6%						
Maranatha Baptist Bible College Inc.	0	0.0%						
Marian University	5	0.2%						
Marquette University	28	1.3%						
Medical College of Wisconsin	2	0.1%						
Mid-State Technical College	3	0.1%						
Milwaukee Area Technical College	490	23.3%						
Milwaukee Career College	5	0.2%						
Milwaukee Institute of Art	10	0.5%						
Milwaukee School of Engineering	12	0.6%						
Montesori Institute of Milwaukee	2	0.1%						
Moraine Park Technical College	1	0.0%						
Mount Mary College	39	1.9%						
Nashotah House	0	0.0%						
Nicolet Area Technical College	0	0.0%						
Northcentral Technical College	0	0.0%						
Northeast Wisconsin Technical College	1	0.0%						
Northland College	0	0.0%						
Northland International University	1	0.0%						
Ottawa University-Milwaukee	0	0.0%						
PC Pro Schools	0	0.0%						
Philadelphia Biblical University-Wisconsin Wilderness	0	0.0%						
Rasmussen College-Green Bay	1	0.0%						
Ripon College	3	0.1%						
Sacred Heart School of Theology	0	0.0%						
Saint Norbert College	4	0.2%						
Sanford-Brown College	0	0.0%						
Silver Lake College	2	0.1%						

Response	Frequency	Percent	0	20	40	60	80	100
Southwest Wisconsin Technical College	0	0.0%						
University of Phoenix-Madison Campus	1	0.0%						
University of Phoenix-Milwaukee Campus	2	0.1%						
University of Wisconsin-Eau Claire	1	0.0%						
University of Wisconsin-Green Bay	7	0.3%						
University of Wisconsin-La Crosse	19	0.9%						
University of Wisconsin-Madison	80	3.8%						
University of Wisconsin-Milwaukee	301	14.3%						
University of Wisconsin-Oshkosh	23	1.1%						
University of Wisconsin-Parkside	28	1.3%						
University of Wisconsin-Platteville	13	0.6%						
University of Wisconsin-River Falls	3	0.1%						
University of Wisconsin-Stevens Point	39	1.9%						
University of Wisconsin-Stout	3	0.1%						
University of Wisconsin-Superior	1	0.0%						
University of Wisconsin-Whitewater	65	3.1%						
Viterbo University	0	0.0%						
Waukesha County Technical College	11	0.5%						
Western Technical College	0	0.0%						
Wisconsin Academy	2	0.1%						
Wisconsin Indianhead Technical College	0	0.0%						
Wisconsin Lutheran College	4	0.2%						
Wisconsin School of Professional Psychology	1	0.0%						
Other school in Wisconsin	80	3.8%						
No Response	0	0.0%						

148. Have you been accepted to this school?

Response	Frequency	Percent	0	20	40	60	80	100
Yes	1232	67.0%						
No (submit survey)	112	6.1%						
Don't know (Skip to Q156)	494	26.9%						
No Response	0	0.0%						

CONTINUE MY EDUCATION AT A 4-YR COLLEGE, 2-YR COMMUNITY COLLEGE, OR A TECHNICAL OR VOCATIONAL SCHOOL (2,381 Students)

149. Did you apply early decision to this school?

Response	Frequency	Percent	0	20	40	60	80	100
Yes	619	50.2%						
No	497	40.3%						
No Response	116	9.4%						

150. Select the 2 most important reasons why you chose this school. (Select only 2)

Response	Frequency	Percent	0	20	40	60	80	100
Being far away from home	106	8.6%						
Being close to home	482	39.1%						
Specific academic program	261	21.2%						
Financial aid package	167	13.6%						
Cost	334	27.1%						
Social life	83	6.7%						
Size of the school	200	16.2%						
Athletic program	98	8.0%						
A friend goes/went there	30	2.4%						
A relative goes/went there	59	4.8%						
Recommendation from teacher/counselor	60	4.9%						
Recommendation from parent/relative	59	4.8%						
Recommendation from other adult	32	2.6%						
Racial/ethnic composition of this school	19	1.5%						
Religious affiliations	11	0.9%						
Student support services	39	3.2%						
Recruited by this school	31	2.5%						
It was the best school I got into	110	8.9%						
Other	140	11.4%						
No Response	6	0.5%						

151. While in school next year, how much do you plan to work?

Response	Frequency	Percent	0	20	40	60	80	100
None (submit survey)	69	5.6%						
Less than 20 hours a week (submit survey)	417	33.8%						
20-34 hours a week (Skip to Q158)	613	49.8%						
35 hours or more a week (Skip to Q158)	133	10.8%						
No Response	0	0.0%						

CONTINUE MY EDUCATION AT A 4-YR COLLEGE, 2-YR COMMUNITY COLLEGE, OR A TECHNICAL OR VOCATIONAL SCHOOL (2,381 Students)

152. Why do you not know where you will go to school next fall? (Select all that apply)

Response	Frequency	Percent	0	20	40	60	80	100
I have not heard from all the schools I applied to	126	48.1%						
I am on a waiting list	19	7.3%						
I have not been accepted to any schools	39	14.9%						
I have not made up my mind	126	48.1%						
No Response	0	0.0%						

153. While in school next year, how much do you plan to work?

Response	Frequency	Percent	0	20	40	60	80	100
None (submit survey)	10	3.8%						
Less than 20 hours a week (submit survey)	65	24.8%						
20-34 hours a week (Skip to Q158)	152	58.0%						
35 hours or more a week (Skip to Q158)	35	13.4%						
No Response	0	0.0%						

CONTINUE MY EDUCATION AT A 4-YR COLLEGE, 2-YR COMMUNITY COLLEGE, OR A TECHNICAL OR VOCATIONAL SCHOOL (2,381 Students)

154. Why have you not applied yet? (Select all that apply)

Response	Frequency	Percent	0	20	40	60	80	100
I still have time to apply	138	49.1%						
I do not have to apply	13	4.6%						
I do not have the application(s)	25	8.9%						
I have not finished the application(s)	33	11.7%						
I do not know how to complete the application(s)	30	10.7%						
I have not made up my mind where I'm going	96	34.2%						
No Response	3	1.1%						

155. While in school next year, how much do you plan to work?

Response	Frequency	Percent	0	20	40	60	80	100
None (submit survey)	25	8.9%						
Less than 20 hours a week (submit survey)	41	14.6%						
20-34 hours a week (Skip to Q158)	136	48.4%						
35 hours or more a week (Skip to Q158)	79	28.1%						
No Response	0	0.0%						

CONTINUE MY EDUCATION AT A 4-YR COLLEGE, 2-YR COMMUNITY COLLEGE, OR A TECHNICAL OR VOCATIONAL SCHOOL (2,381 Students)

156. Why don't you know if you have been accepted to this school? (Select all that apply)

Response	Frequency	Percent	0	20	40	60	80	100
I have not heard from all the schools I applied to	367	74.3%						
I am on a waiting list	147	29.8%						
No Response	4	0.8%						

157. While in school next year, how much do you plan to work?

Response	Frequency	Percent	0	20	40	60	80	100
None (submit survey)	19	3.8%						
Less than 20 hours a week (submit survey)	108	21.9%						
20-34 hours a week (Skip to Q158)	275	55.7%						
35 hours or more a week (Skip to Q158)	92	18.6%						
No Response	0	0.0%						

158. Do you have a job for next fall?

Response	Frequency	Percent	0	20	40	60	80	100
Yes	750	49.5%						
No (submit survey)	765	50.5%						
No Response	0	0.0%						












159. Did you have this job while in high school?

Response	Frequency	Percent	0	20	40	60	80	100
Yes	603	80.4%						
No (submit survey)	147	19.6%						
No Response	0	0.0%						

160. Which category comes closest to describing this job? (Select only one)

Response	Frequency	Percent	0	20	40	60	80	100
Administrative Support/Clerical (office setting)	5	0.8%						
Agriculture/Horticulture	3	0.5%						
Arts/Broadcast Technology	4	0.7%						
Automotive	7	1.2%						
Banking	9	1.5%						
Child Care	23	3.8%						
Computer Programming/Networking	3	0.5%						
Construction	3	0.5%						
Cosmetology/Barbering	7	1.2%						
Entrepreneurship	5	0.8%						
Healthcare	51	8.5%						
Homemaker	3	0.5%						
Manufacturing/Machining	14	2.3%						
Public Service	36	6.0%						
Restaurant/Hotel work (restaurant or hotel setting)	165	27.4%						
Sales	142	23.5%						
Security	6	1.0%						
Transportation	3	0.5%						
Other	108	17.9%						
No Response	6	1.0%						

161. How did you learn about this job? (Select all that apply)

Response	Frequency	Percent	0	20	40	60	80	100
Newspaper/TV	12	2.0%						
Friends	182	30.2%						
Parents	130	21.6%						
Other relatives	123	20.4%						
Counselor	21	3.5%						
Teacher	39	6.5%						
Other adults	53	8.8%						
Through the internet	90	14.9%						
Advertisement at the workplace	73	12.1%						
Advertisement on a bulletin board	9	1.5%						
No Response	3	0.5%						

WORKING (451 Students)

162. How many hours do you plan to work next fall?

Response	Frequency	Percent	0	20	40	60	80	100
20-34 hours a week	147	32.6%						
35 hours or more a week	302	67.0%						
No Response	2	0.4%						

163. Do you have a job for next fall?

Response	Frequency	Percent	0	20	40	60	80	100
Yes	265	58.8%						
No (Skip to Q170)	186	41.2%						
No Response	0	0.0%						

164. Did you have this job while in high school?

Response	Frequency	Percent	0	20	40	60	80	100
Yes (Skip to Q167)	189	71.3%						
No	76	28.7%						
No Response	0	0.0%						

165. Did you apply for this job?

Response	Frequency	Percent	0	20	40	60	80	100
Yes	53	69.7%						
No (Skip to Q170)	23	30.3%						
No Response	0	0.0%						

166. Have you been hired for this job?

Response	Frequency	Percent	0	20	40	60	80	100
Yes	28	52.8%						
No	25	47.2%						
No Response	0	0.0%						

WORKING (451 Students)

167. Which category comes closest to describing this job? (Select only one)

Response	Frequency	Percent	0	20	40	60	80	100
Administrative Support/Clerical (office setting)	1	0.4%						
Agriculture/Horticulture	1	0.4%						
Arts/Broadcast Technology	1	0.4%						
Automotive	2	0.8%						
Banking	5	2.1%						
Child Care	8	3.3%						
Computer Programming/Networking	5	2.1%						
Construction	11	4.5%						
Cosmetology/Barbering	1	0.4%						
Entrepreneurship	5	2.1%						
Healthcare	11	4.5%						
Homemaker	1	0.4%						
Manufacturing/Machining	13	5.4%						
Public Service	18	7.4%						
Restaurant/Hotel work (restaurant or hotel setting)	63	26.0%						
Sales	42	17.4%						
Security	0	0.0%						
Transportation	3	1.2%						
Other	51	21.1%						
No Response	0	0.0%						

168. How did you learn about this job? (Select all that apply)

Response	Frequency	Percent	0	20	40	60	80	100
Newspaper/TV	6	2.5%						
Friends	72	29.8%						
Parents	57	23.6%						
Other relatives	40	16.5%						
Counselor	13	5.4%						
Teacher	19	7.9%						
Other adults	27	11.2%						
Through the internet	35	14.5%						
Advertisement at the workplace	27	11.2%						
Advertisement on a bulletin board	7	2.9%						
No Response	3	1.2%						

169. In addition to working will you also be continuing your education next fall?

Response	Frequency	Percent	0	20	40	60	80	100
Yes	168	69.4%						
No (Skip to Q174)	74	30.6%						
No Response	0	0.0%						

170. Which category comes closest to describing the kind of job you would like to have after graduating from high school? (Select only one)

Response	Frequency	Percent	0	20	40	60	80	100
Administrative Support/Clerical (office setting)	2	1.0%						
Agriculture/Horticulture	1	0.5%						
Arts/Broadcast Technology	7	3.3%						
Automotive	6	2.9%						
Banking	3	1.4%						
Child Care	14	6.7%						
Computer Programming/Networking	8	3.8%						
Construction	13	6.2%						
Cosmetology/Barbering	10	4.8%						
Entrepreneurship	6	2.9%						
Healthcare	26	12.4%						
Homemaker	1	0.5%						
Manufacturing/Machining	6	2.9%						
Public Service	5	2.4%						
Restaurant/Hotel work (restaurant or hotel setting)	30	14.4%						
Sales	24	11.5%						
Security	4	1.9%						
Transportation	1	0.5%						
Other	42	20.1%						
No Response	0	0.0%						

171. Have you started looking for work?

Response	Frequency	Percent	0	20	40	60	80	100
Yes	160	76.6%						
No	44	21.1%						
No Response	5	2.4%						

172. What resources have you or will you use to look for work? (Select all that apply)

Response	Frequency	Percent	0	20	40	60	80	100
Newspaper/TV	57	27.3%						
Friends	109	52.2%						
Parents	107	51.2%						
Other relatives	81	38.8%						
Counselor	33	15.8%						
Teacher	48	23.0%						
Other adults	71	34.0%						
Through the internet	110	52.6%						
Advertisement at the workplace	50	23.9%						
Advertisement on a bulletin board	27	12.9%						
No Response	1	0.5%						

173. In addition to working will you also be continuing your education next fall?

Response	Frequency	Percent	0	20	40	60	80	100
Yes	119	56.9%						
No (Skip to Q174)	90	43.1%						
No Response	0	0.0%						

174. How likely is it that you will continue your education sometime in the future?

Response	Frequency	Percent	0	20	40	60	80	100
Very unlikely	16	9.8%						
Unlikely	27	16.5%						
Likely	64	39.0%						
Very likely	57	34.8%						
No Response	0	0.0%						