



**MILWAUKEE
PUBLIC SCHOOLS**

Senior Exit Survey (SES)

Results for the 2010-2011 School Year

June, 2011

Penny Muffler
Research and Evaluation

Introduction

The Senior Exit Survey (SES) provides a rich source of information on students' future goals, aspirations, and perceptions of their experience as MPS students specific to college and career readiness. The survey is administered to graduating seniors every spring and was modeled after a similar tool used by Chicago Public Schools.

Results from the SES are used for two primary purposes. The first is to comply with state law which requires MPS to submit annually to the Wisconsin Department of Public Instruction (DPI); a report on seniors' post-graduation plans (previously referred to as the "Bound For" report in MPS). The second is to provide information on students' future goals, aspirations, and perceptions of their experiences as MPS students specific to college and career readiness, and to identify potential areas in which key steps in the process of preparing for college and careers had not been fulfilled.

Results from the spring 2011 administration follow.

2010-2011 MPS SENIOR EXIT QUESTIONNAIRE/CLIMATE SURVEY DISTRICT SUMMARY

PERCEPTIONS OF SCHOOL CLIMATE REGARDING GRADUATES' FUTURE PLANS

How much do you agree with the following statements:

An adult at this school has helped me plan for life after high school.

Response	Frequency	Percent	0	20	40	60	80	100
Strongly Disagree	296	8.2%						
Disagree	408	11.3%						
Agree	1795	49.9%						
Strongly Agree	1088	30.2%						
No Response	12	0.3%						

I could ask at least one school staff member (teacher, counselor, etc.) to write me a recommendation for a job, program, or college.

Response	Frequency	Percent	0	20	40	60	80	100
Strongly Disagree	251	7.0%						
Disagree	152	4.2%						
Agree	1330	37.0%						
Strongly Agree	1851	51.4%						
No Response	15	0.4%						

Teachers at my school expect most students to go to college.

Response	Frequency	Percent	0	20	40	60	80	100
Strongly Disagree	273	7.6%						
Disagree	315	8.8%						
Agree	1617	44.9%						
Strongly Agree	1380	38.3%						
No Response	14	0.4%						

Teachers at my school help students plan for college.

Response	Frequency	Percent	0	20	40	60	80	100
Strongly Disagree	269	7.5%						
Disagree	310	8.6%						
Agree	1838	51.1%						
Strongly Agree	1148	31.9%						
No Response	34	0.9%						

The curriculum at my school is designed to help me prepare for college.

Response	Frequency	Percent	0	20	40	60	80	100
Strongly Disagree	294	8.2%						
Disagree	506	14.1%						
Agree	1817	50.5%						
Strongly Agree	940	26.1%						
No Response	42	1.2%						

Most of the students in my school are planning to go to college.

Response	Frequency	Percent	0	20	40	60	80	100
Strongly Disagree	309	8.6%						
Disagree	791	22.0%						
Agree	1869	51.9%						
Strongly Agree	600	16.7%						
No Response	30	0.8%						

Teachers at my school feel it is part of their job to prepare students to succeed in college.

Response	Frequency	Percent	0	20	40	60	80	100
Strongly Disagree	264	7.3%						
Disagree	362	10.1%						
Agree	1791	49.8%						
Strongly Agree	1148	31.9%						
No Response	34	0.9%						

Please indicate how often you have done the following during this school year:

Met with your counselor.

Response	Frequency	Percent	0	20	40	60	80	100
Never	258	7.2%						
1-2 times	814	22.6%						
3-4 times	839	23.3%						
5 or more times	1644	45.7%						
No Response	44	1.2%						

Talked to a counselor at school in depth about planning for college.

Response	Frequency	Percent	0	20	40	60	80	100
Never	640	17.8%						
1-2 times	1138	31.6%						
3-4 times	858	23.8%						
5 or more times	878	24.4%						
No Response	85	2.4%						

Attended a college fair or met with a college representative.

Response	Frequency	Percent	0	20	40	60	80	100
Never	888	24.7%						
1-2 times	1433	39.8%						
3-4 times	738	20.5%						
5 or more times	477	13.3%						
No Response	63	1.8%						

Visited a college or university.

Response	Frequency	Percent	0	20	40	60	80	100
Never	718	19.9%						
1-2 times	1490	41.4%						
3-4 times	773	21.5%						
5 or more times	568	15.8%						
No Response	50	1.4%						

Reviewed college materials at your school counseling office.

Response	Frequency	Percent	0	20	40	60	80	100
Never	914	25.4%						
1-2 times	1256	34.9%						
3-4 times	782	21.7%						
5 or more times	584	16.2%						
No Response	63	1.8%						

Talked with your parents about future plans.

Response	Frequency	Percent	0	20	40	60	80	100
Never	201	5.6%						
1-2 times	593	16.5%						
3-4 times	694	19.3%						
5 or more times	2065	57.4%						
No Response	46	1.3%						

During your senior year, how often....

do you find the work in school difficult?

Response	Frequency	Percent	0	20	40	60	80	100
Never	508	14.1%						
Once in a while	2261	62.8%						
Most of the time	685	19.0%						
All the time	95	2.6%						
No Response	50	1.4%						

are you challenged in school?

Response	Frequency	Percent	0	20	40	60	80	100
Never	343	9.5%						
Once in a while	1506	41.8%						
Most of the time	1312	36.5%						
All the time	379	10.5%						
No Response	59	1.6%						

do you need to work hard in order to do well?

Response	Frequency	Percent	0	20	40	60	80	100
Never	270	7.5%						
Once in a while	914	25.4%						
Most of the time	1150	32.0%						
All the time	1205	33.5%						
No Response	60	1.7%						

During my time in high school, my TEACHERS AND COUNSELORS

helped me select courses I need for work or admission to college.

Response	Frequency	Percent	0	20	40	60	80	100
Not at all	408	11.3%						
A little	929	25.8%						
Some	1242	34.5%						
A lot	998	27.7%						
No Response	22	0.6%						

helped me decide what I want to do after I graduate.

Response	Frequency	Percent	0	20	40	60	80	100
Not at all	497	13.8%						
A little	864	24.0%						
Some	1264	35.1%						
A lot	946	26.3%						
No Response	28	0.8%						

encouraged me to continue my education after high school.

Response	Frequency	Percent	0	20	40	60	80	100
Not at all	145	4.0%						
A little	459	12.8%						
Some	992	27.6%						
A lot	1976	54.9%						
No Response	27	0.8%						

encouraged me to apply to several different schools.

Response	Frequency	Percent	0	20	40	60	80	100
Not at all	335	9.3%						
A little	622	17.3%						
Some	1143	31.8%						
A lot	1470	40.8%						
No Response	29	0.8%						

talked with me about what college would be like.

Response	Frequency	Percent	0	20	40	60	80	100
Not at all	301	8.4%						
A little	733	20.4%						
Some	1250	34.7%						
A lot	1294	36.0%						
No Response	21	0.6%						

talked to me about colleges/schools suited to my interests and abilities.

Response	Frequency	Percent	0	20	40	60	80	100
Not at all	442	12.3%						
A little	832	23.1%						
Some	1260	35.0%						
A lot	1019	28.3%						
No Response	46	1.3%						

encouraged/helped me to complete financial aid forms such as FAFSA (Free Application for Federal Student Aid).

Response	Frequency	Percent	0	20	40	60	80	100
Not at all	509	14.1%						
A little	680	18.9%						
Some	983	27.3%						
A lot	1400	38.9%						
No Response	27	0.8%						

helped me find possible scholarships to apply for.

Response	Frequency	Percent	0	20	40	60	80	100
Not at all	671	18.6%						
A little	886	24.6%						
Some	1035	28.8%						
A lot	969	26.9%						
No Response	38	1.1%						

helped me decide which schools to apply to.

Response	Frequency	Percent	0	20	40	60	80	100
Not at all	692	19.2%						
A little	918	25.5%						
Some	1165	32.4%						
A lot	781	21.7%						
No Response	43	1.2%						

helped me write essays or personal statements for college applications.

Response	Frequency	Percent	0	20	40	60	80	100
Not at all	1076	29.9%						
A little	845	23.5%						
Some	909	25.3%						
A lot	728	20.2%						
No Response	41	1.1%						

Has anyone at your school discussed the following with you?

Different admissions requirements (four-year colleges vs. two-year colleges, etc.).

Response	Frequency	Percent	0	20	40	60	80	100
Did not discuss	517	14.4%						
Discussed briefly	1910	53.1%						
Discussed in-depth	1096	30.5%						
No Response	76	2.1%						

How to decide which college to attend.

Response	Frequency	Percent	0	20	40	60	80	100
Did not discuss	531	14.8%						
Discussed briefly	1845	51.3%						
Discussed in-depth	1174	32.6%						
No Response	49	1.4%						

How to pay for college.

Response	Frequency	Percent	0	20	40	60	80	100
Did not discuss	437	12.1%						
Discussed briefly	1641	45.6%						
Discussed in-depth	1463	40.7%						
No Response	58	1.6%						

Your readiness for college-level coursework.

Response	Frequency	Percent	0	20	40	60	80	100
Did not discuss	616	17.1%						
Discussed briefly	1747	48.5%						
Discussed in-depth	1165	32.4%						
No Response	71	2.0%						

Opportunities to attend out-of-state colleges.

Response	Frequency	Percent	0	20	40	60	80	100
Did not discuss	872	24.2%						
Discussed briefly	1722	47.8%						
Discussed in-depth	947	26.3%						
No Response	58	1.6%						

Your likelihood of being accepted at different types of schools.

Response	Frequency	Percent	0	20	40	60	80	100
Did not discuss	706	19.6%						
Discussed briefly	1847	51.3%						
Discussed in-depth	984	27.3%						
No Response	62	1.7%						

What grades and test scores (ACT, SAT, etc.) you need to get into different types of schools.

Response	Frequency	Percent	0	20	40	60	80	100
Did not discuss	393	10.9%						
Discussed briefly	1552	43.1%						
Discussed in-depth	1604	44.6%						
No Response	50	1.4%						

How helpful has your high school been in the following areas?

Assessing career interests and abilities

Response	Frequency	Percent	0	20	40	60	80	100
Not helpful	440	12.2%						
Somewhat helpful	1214	33.7%						
Helpful	1321	36.7%						
Very helpful	573	15.9%						
No Response	51	1.4%						

Developing a career plan

Response	Frequency	Percent	0	20	40	60	80	100
Not helpful	493	13.7%						
Somewhat helpful	1075	29.9%						
Helpful	1291	35.9%						
Very helpful	675	18.8%						
No Response	65	1.8%						

Providing information about occupations (salaries, working conditions, future outlook for being able to find a job in various fields, etc.)

Response	Frequency	Percent	0	20	40	60	80	100
Not helpful	497	13.8%						
Somewhat helpful	1067	29.6%						
Helpful	1276	35.5%						
Very helpful	694	19.3%						
No Response	65	1.8%						

Teaching job search techniques

Response	Frequency	Percent	0	20	40	60	80	100
Not helpful	703	19.5%						
Somewhat helpful	1120	31.1%						
Helpful	1135	31.5%						
Very helpful	586	16.3%						
No Response	55	1.5%						

Helping me write a resume

Response	Frequency	Percent	0	20	40	60	80	100
Not helpful	740	20.6%						
Somewhat helpful	889	24.7%						
Helpful	1091	30.3%						
Very helpful	823	22.9%						
No Response	56	1.6%						

Teaching job interviewing skills

Response	Frequency	Percent	0	20	40	60	80	100
Not helpful	749	20.8%						
Somewhat helpful	916	25.5%						
Helpful	1070	29.7%						
Very helpful	805	22.4%						
No Response	59	1.6%						

During my time in high school, my PARENTS...

helped me select courses I need for work or admission to college.

Response	Frequency	Percent	0	20	40	60	80	100
Not at all	828	23.0%						
A little	896	24.9%						
Some	977	27.1%						
A lot	896	24.9%						
No Response	2	0.1%						

helped me decide what I want to do after I graduate.

Response	Frequency	Percent	0	20	40	60	80	100
Not at all	465	12.9%						
A little	667	18.5%						
Some	1002	27.8%						
A lot	1452	40.3%						
No Response	13	0.4%						

encouraged me to continue my education after high school.

Response	Frequency	Percent	0	20	40	60	80	100
Not at all	193	5.4%						
A little	424	11.8%						
Some	730	20.3%						
A lot	2242	62.3%						
No Response	10	0.3%						

encouraged me to apply to several different schools.

Response	Frequency	Percent	0	20	40	60	80	100
Not at all	531	14.8%						
A little	620	17.2%						
Some	963	26.8%						
A lot	1469	40.8%						
No Response	16	0.4%						

talked with me about what college would be like.

Response	Frequency	Percent	0	20	40	60	80	100
Not at all	643	17.9%						
A little	698	19.4%						
Some	932	25.9%						
A lot	1307	36.3%						
No Response	19	0.5%						

talked to me about colleges/schools suited to my interests and abilities.

Response	Frequency	Percent	0	20	40	60	80	100
Not at all	602	16.7%						
A little	686	19.1%						
Some	1014	28.2%						
A lot	1277	35.5%						
No Response	20	0.6%						

encouraged/helped me to complete financial aid forms such as FAFSA (Free Application for Federal Student Aid).

Response	Frequency	Percent	0	20	40	60	80	100
Not at all	634	17.6%						
A little	602	16.7%						
Some	847	23.5%						
A lot	1485	41.3%						
No Response	31	0.9%						

helped me find possible scholarships to apply for.

Response	Frequency	Percent	0	20	40	60	80	100
Not at all	1021	28.4%						
A little	741	20.6%						
Some	870	24.2%						
A lot	943	26.2%						
No Response	24	0.7%						

helped me decide which schools to apply to.

Response	Frequency	Percent	0	20	40	60	80	100
Not at all	753	20.9%						
A little	711	19.8%						
Some	974	27.1%						
A lot	1146	31.8%						
No Response	15	0.4%						

helped me write essays or personal statements for college applications.

Response	Frequency	Percent	0	20	40	60	80	100
Not at all	1269	35.3%						
A little	665	18.5%						
Some	763	21.2%						
A lot	874	24.3%						
No Response	28	0.8%						

STUDENT BACKGROUND AND FUTURE PLANS

Have you participated in any of the following programs? (Select all that apply)

Response	Frequency	Percent	0	20	40	60	80	100
PEOPLE Program	123	3.4%						
GEAR Up	688	19.1%						
Trio and Precollege programs	227	6.3%						
Admissions Possible	100	2.8%						
Sponsor-A-Scholar	80	2.2%						
Pearls for Girls	84	2.3%						
Talent Search	177	4.9%						
Marquette Math and Science	56	1.6%						
WEOP - Wisconsin Educational Opportunities Program	66	1.8%						
None of these	2427	67.4%						
No Response	0	0.0%						

How helpful was your participation in PEOPLE Program in making plans for your life after high school?

Response	Frequency	Percent	0	20	40	60	80	100
Not helpful	9	0.3%						
Somewhat helpful	21	0.6%						
Helpful	32	0.9%						
Very helpful	61	1.7%						
No Response	3476	96.6%						

How helpful was your participation in GEAR Up in making plans for your life after high school?

Response	Frequency	Percent	0	20	40	60	80	100
Not helpful	22	0.6%						
Somewhat helpful	128	3.6%						
Helpful	175	4.9%						
Very helpful	363	10.1%						
No Response	2911	80.9%						

How helpful was your participation in Trio and Precollege programs in making plans for your life after high school?

Response	Frequency	Percent	0	20	40	60	80	100
Not helpful	5	0.1%						
Somewhat helpful	38	1.1%						
Helpful	53	1.5%						
Very helpful	131	3.6%						
No Response	3372	93.7%						

How helpful was your participation in Admissions Possible in making plans for your life after high school?

Response	Frequency	Percent	0	20	40	60	80	100
Not helpful	1	0.0%						
Somewhat helpful	14	0.4%						
Helpful	19	0.5%						
Very helpful	66	1.8%						
No Response	3499	97.2%						

How helpful was your participation in Sponsor-A-Scholar in making plans for your life after high school?

Response	Frequency	Percent	0	20	40	60	80	100
Not helpful	0	0.0%						
Somewhat helpful	13	0.4%						
Helpful	16	0.4%						
Very helpful	51	1.4%						
No Response	3519	97.8%						

How helpful was your participation in Pearls for Girls in making plans for your life after high school?

Response	Frequency	Percent	0	20	40	60	80	100
Not helpful	4	0.1%						
Somewhat helpful	26	0.7%						
Helpful	22	0.6%						
Very helpful	32	0.9%						
No Response	3515	97.7%						

How helpful was your participation in Talent Search in making plans for your life after high school?

Response	Frequency	Percent	0	20	40	60	80	100
Not helpful	10	0.3%						
Somewhat helpful	39	1.1%						
Helpful	38	1.1%						
Very helpful	90	2.5%						
No Response	3422	95.1%						

How helpful was your participation in Marquette Math and Science in making plans for your life after high school?

Response	Frequency	Percent	0	20	40	60	80	100
Not helpful	5	0.1%						
Somewhat helpful	15	0.4%						
Helpful	11	0.3%						
Very helpful	25	0.7%						
No Response	3543	98.4%						

How helpful was your participation in WEOP (Wisconsin Educational Opportunities Program) in making plans for your life after high school?

Response	Frequency	Percent	0	20	40	60	80	100
Not helpful	2	0.1%						
Somewhat helpful	17	0.5%						
Helpful	24	0.7%						
Very helpful	23	0.6%						
No Response	3533	98.2%						

What is the highest level of education your mother/female guardian has completed?

Response	Frequency	Percent	0	20	40	60	80	100
Did not graduate from high school	463	12.9%						
Graduated from high school	722	20.1%						
Went to college, but did not graduate	250	6.9%						
Graduated from a 2-year college or technical/vocational school	290	8.1%						
Graduated from a 4-year college	233	6.5%						
Graduate degree (MD/JD/Ph.D./MBA)	146	4.1%						
Don't know	227	6.3%						
Not applicable	59	1.6%						
No Response	1209	33.6%						

What is the highest level of education your father/male guardian has completed?

Response	Frequency	Percent	0	20	40	60	80	100
Did not graduate from high school	477	13.3%						
Graduated from high school	723	20.1%						
Went to college, but did not graduate	202	5.6%						
Graduated from a 2-year college or technical/vocational school	166	4.6%						
Graduated from a 4-year college	160	4.4%						
Graduate degree (MD/JD/Ph.D./MBA)	84	2.3%						
Don't know	456	12.7%						
Not applicable	111	3.1%						
No Response	1220	33.9%						

What will you be doing next fall? (Select only one)

Response	Frequency	Percent	0	20	40	60	80	100
Continuing my education at a technical/vocational school, community	1546	43.0%						
Continuing my education in an apprenticeship	62	1.7%						
Working	421	11.7%						
Joining the military	93	2.6%						
Other	74	2.1%						
Not sure at this time	206	5.7%						
Still enrolled in High School	25	0.7%						
No Response	1172	32.6%						

CONTINUING POST SECONDARY EDUCATION QUESTIONS

Do you plan to be a full-time student in the fall?

Response	Frequency	Percent	0	20	40	60	80	100
Yes	2099	58.3%						
No	608	16.9%						
No Response	892	24.8%						

Select the one area that best fits what you plan to study. (Mark only one)

Response	Frequency	Percent	0	20	40	60	80	100
AGRICULTURAL SCIENCES AND TECHNOLOGIES (such as agricultural	18	0.5%						
BUSINESS (such as business administration, management, human	477	13.3%						
COMMUNICATIONS (such as advertising, journalism, radio/tv broadcasting)	103	2.9%						
COMMUNITY SERVICES (such as corrections, criminal justice, social work)	197	5.5%						
COMPUTER & INFORMATION SCIENCES (such as computer programming,	121	3.4%						
EDUCATION (primary, secondary)	112	3.1%						
ENGINEERING (such as biomedical, computer, mechanical engineering)	271	7.5%						
HEALTH SCIENCES (such as paramedic, nursing, occupational therapy)	689	19.1%						
HUMAN, FAMILY AND CONSUMER SCIENCE (such as child care aide, culinary	114	3.2%						
HUMANITIES (such as art history, classics, English, history, religion)	33	0.9%						
NATURAL SCIENCES AND MATHEMATICS (such as astronomy, math, physics,	87	2.4%						
OFFICE SKILLS (bookkeeping, court reporting, secretarial)	21	0.6%						
SOCIAL SCIENCES (such as anthropology, economics, political science,	135	3.8%						
TRADE AND INDUSTRIAL (such as construction trades, heating/air	50	1.4%						
VISUAL AND PERFORMING ARTS (such as cinematography, photography,	144	4.0%						
UNDECIDED	378	10.5%						
No Response	649	18.0%						

How are you planning to pay for school? (Select all that apply)

Response	Frequency	Percent	0	20	40	60	80	100
Family support	1323	36.8%						
Savings	945	26.3%						
Loans	1431	39.8%						
Scholarships	1549	43.0%						
Work study	682	18.9%						
Grants	1580	43.9%						
Work	1465	40.7%						
ROTC	35	1.0%						
Sponsor support	99	2.8%						
No Response	657	18.3%						

Have you completed the FAFSA (Free Application for Federal Student Aid) form?

Response	Frequency	Percent	0	20	40	60	80	100
Yes	1750	48.6%						
No	1073	29.8%						
No Response	776	21.6%						

How many scholarships have you applied for?

Response	Frequency	Percent	0	20	40	60	80	100
0	1429	39.7%						
1	317	8.8%						
2	334	9.3%						
3	309	8.6%						
4	152	4.2%						
5	108	3.0%						
6	29	0.8%						
More than 6	289	8.0%						
No Response	632	17.6%						

How many scholarships have you been awarded?

Response	Frequency	Percent	0	20	40	60	80	100
0	2125	59.0%						
1	414	11.5%						
2	217	6.0%						
3	98	2.7%						
4	35	1.0%						
5	14	0.4%						
6	4	0.1%						
More than 6	25	0.7%						
No Response	667	18.5%						

How many colleges did you apply to?

Response	Frequency	Percent	0	20	40	60	80	100
0	371	10.3%						
1	578	16.1%						
2	543	15.1%						
3	501	13.9%						
4	378	10.5%						
5	264	7.3%						
6	115	3.2%						
7	62	1.7%						
8	31	0.9%						
More than 8	132	3.7%						
No Response	624	17.3%						

School #1 submitted application to:

Response	Frequency	Percent	0	20	40	60	80	100
Don't Know	54	1.5%						
Other school - out of state	312	8.7%						
Alverno College	170	4.7%						
Belin College	3	0.1%						
Beloit College	4	0.1%						
Blackhawk Technical College	1	0.0%						
Bryant and Stratton College-Milwaukee	94	2.6%						
Bryant and Stratton College-Wauwatosa	4	0.1%						
Cardinal Stritch University	47	1.3%						
Carroll University	38	1.1%						
Carthage College	18	0.5%						
Chippewa Valley Technical College	0	0.0%						
College of Menominee Nation	0	0.0%						
Concordia University-Wisconsin	28	0.8%						
DeVry University-Wisconsin	6	0.2%						
Edgewood College	4	0.1%						
Fox Valley Technical College	6	0.2%						
Gateway Technical College	0	0.0%						
Gill-Tech Academy	0	0.0%						
Globe University-Eau Claire	1	0.0%						
Herzig University	0	0.0%						
High-Tech Institute - Brookfield	1	0.0%						
ITT Technical Institute-Green Bay	2	0.1%						
ITT Technical Institute-Greenfield	21	0.6%						
ITT Technical Institute-Madison	6	0.2%						
Kaplan College	11	0.3%						
Lac Courte Oreilles Ojibwa Community College	0	0.0%						
Lakeland College	29	0.8%						
Lakeshore Technical College	1	0.0%						
Lawrence University	2	0.1%						
Madison Area Technical College	50	1.4%						
Maranatha Baptist Bible College Inc.	0	0.0%						
Marian University	9	0.3%						
Marquette University	112	3.1%						
Medical College of Wisconsin	3	0.1%						
Mid-State Technical College	1	0.0%						
Milwaukee Area Technical College	519	14.4%						
Milwaukee Career College	4	0.1%						
Milwaukee Institute of Art	18	0.5%						
Milwaukee School of Engineering	28	0.8%						
Montesori Institute of Milwaukee	0	0.0%						
Moraine Park Technical College	0	0.0%						
Mount Mary College	29	0.8%						
Nashotah House	0	0.0%						
Nicolet Area Technical College	0	0.0%						
Northcentral Technical College	1	0.0%						
Northeast Wisconsin Technical College	0	0.0%						
Northland College	4	0.1%						
Northland International University	0	0.0%						
Ottawa University-Milwaukee	0	0.0%						
PC Pro Schools	0	0.0%						
Philadelphia Biblical University-Wisconsin Wilderness	0	0.0%						
Rasmussen College-Green Bay	0	0.0%						
Ripon College	1	0.0%						
Sacred Heart School of Theology	0	0.0%						
Saint Norbert College	3	0.1%						
Sanford-Brown College	9	0.3%						

Response	Frequency	Percent	0	20	40	60	80	100
Silver Lake College	5	0.1%						
Southwest Wisconsin Technical College	0	0.0%						
University of Phoenix-Madison Campus	1	0.0%						
University of Phoenix-Milwaukee Campus	6	0.2%						
University of Wisconsin-Eau Claire	7	0.2%						
University of Wisconsin-Green Bay	15	0.4%						
University of Wisconsin-La Crosse	18	0.5%						
University of Wisconsin-Madison	100	2.8%						
University of Wisconsin-Milwaukee	425	11.8%						
University of Wisconsin-Oshkosh	55	1.5%						
University of Wisconsin-Parkside	48	1.3%						
University of Wisconsin-Platteville	19	0.5%						
University of Wisconsin-River Falls	5	0.1%						
University of Wisconsin-Stevens Point	25	0.7%						
University of Wisconsin-Stout	4	0.1%						
University of Wisconsin-Superior	2	0.1%						
University of Wisconsin-Whitewater	92	2.6%						
Viterbo University	0	0.0%						
Waukesha County Technical College	17	0.5%						
Western Technical College	1	0.0%						
Wisconsin Academy	0	0.0%						
Wisconsin Indianhead Technical College	1	0.0%						
Wisconsin Lutheran College	4	0.1%						
Wisconsin School of Professional Psychology	0	0.0%						
Other school in Wisconsin	44	1.2%						
No Response	1051	29.2%						

School #1: Were you accepted to this school?

Response	Frequency	Percent	0	20	40	60	80	100
Yes	1345	37.4%						
No	326	9.1%						
Don't know	840	23.3%						
No Response	1088	30.2%						

School #2 submitted application to:

Response	Frequency	Percent	0	20	40	60	80	100
Don't Know	32	0.9%						
Other school - out of state	300	8.3%						
Alverno College	68	1.9%						
Bellin College	0	0.0%						
Beloit College	3	0.1%						
Blackhawk Technical College	0	0.0%						
Bryant and Stratton College-Milwaukee	40	1.1%						
Bryant and Stratton College-Wauwatosa	6	0.2%						
Cardinal Stritch University	37	1.0%						
Carroll University	35	1.0%						
Carthage College	16	0.4%						
Chippewa Valley Technical College	3	0.1%						
College of Menominee Nation	2	0.1%						
Concordia University-Wisconsin	28	0.8%						
DeVry University-Wisconsin	5	0.1%						
Edgewood College	6	0.2%						
Fox Valley Technical College	5	0.1%						
Gateway Technical College	2	0.1%						
Gill-Tech Academy	2	0.1%						
Globe University-Eau Claire	7	0.2%						
Herzig University	4	0.1%						
High-Tech Institute - Brookfield	3	0.1%						
ITT Technical Institute-Green Bay	9	0.3%						
ITT Technical Institute-Greenfield	8	0.2%						
ITT Technical Institute-Madison	7	0.2%						
Kaplan College	10	0.3%						
Lac Courte Oreilles Ojibwa Community College	1	0.0%						
Lakeland College	22	0.6%						
Lakeshore Technical College	2	0.1%						
Lawrence University	4	0.1%						
Madison Area Technical College	15	0.4%						
Maranatha Baptist Bible College Inc.	0	0.0%						
Marian University	16	0.4%						
Marquette University	100	2.8%						
Medical College of Wisconsin	1	0.0%						
Mid-State Technical College	2	0.1%						

Response	Frequency	Percent	0	20	40	60	80	100
Milwaukee Area Technical College	172	4.8%						
Milwaukee Career College	10	0.3%						
Milwaukee Institute of Art	16	0.4%						
Milwaukee School of Engineering	29	0.8%						
Montesori Institute of Milwaukee	1	0.0%						
Moraine Park Technical College	0	0.0%						
Mount Mary College	33	0.9%						
Nashotah House	0	0.0%						
Nicolet Area Technical College	0	0.0%						
Northcentral Technical College	1	0.0%						
Northeast Wisconsin Technical College	1	0.0%						
Northland College	0	0.0%						
Northland International University	1	0.0%						
Ottawa University-Milwaukee	0	0.0%						
PC Pro Schools	1	0.0%						
Philadelphia Biblical University-Wisconsin Wilderness	0	0.0%						
Rasmussen College-Green Bay	1	0.0%						
Ripon College	2	0.1%						
Sacred Heart School of Theology	0	0.0%						
Saint Norbert College	2	0.1%						
Sanford-Brown College	7	0.2%						
Silver Lake College	6	0.2%						
Southwest Wisconsin Technical College	0	0.0%						
University of Phoenix-Madison Campus	1	0.0%						
University of Phoenix-Milwaukee Campus	5	0.1%						
University of Wisconsin-Eau Claire	3	0.1%						
University of Wisconsin-Green Bay	22	0.6%						
University of Wisconsin-La Crosse	14	0.4%						
University of Wisconsin-Madison	58	1.6%						
University of Wisconsin-Milwaukee	336	9.3%						
University of Wisconsin-Oshkosh	68	1.9%						
University of Wisconsin-Parkside	69	1.9%						
University of Wisconsin-Platteville	31	0.9%						
University of Wisconsin-River Falls	8	0.2%						
University of Wisconsin-Stevens Point	31	0.9%						
University of Wisconsin-Stout	4	0.1%						
University of Wisconsin-Superior	1	0.0%						
University of Wisconsin-Whitewater	101	2.8%						
Viterbo University	3	0.1%						
Waukesha County Technical College	18	0.5%						
Western Technical College	0	0.0%						
Wisconsin Academy	1	0.0%						
Wisconsin Indianhead Technical College	0	0.0%						
Wisconsin Lutheran College	3	0.1%						
Wisconsin School of Professional Psychology	0	0.0%						
Other school in Wisconsin	43	1.2%						
No Response	1695	47.1%						

School #2: Were you accepted to this school?

Response	Frequency	Percent	0	20	40	60	80	100
Yes	814	22.6%						
No	356	9.9%						
Don't know	711	19.8%						
No Response	1718	47.7%						

School #3 submitted application to:

Response	Frequency	Percent	0	20	40	60	80	100
Don't Know	35	1.0%						
Other school - out of state	313	8.7%						
Alverno College	39	1.1%						
Bellin College	0	0.0%						
Beloit College	2	0.1%						
Blackhawk Technical College	0	0.0%						
Bryant and Stratton College-Milwaukee	17	0.5%						
Bryant and Stratton College-Wauwatosa	2	0.1%						
Cardinal Stritch University	27	0.8%						
Carroll University	20	0.6%						
Carthage College	16	0.4%						
Chippewa Valley Technical College	1	0.0%						
College of Menominee Nation	0	0.0%						
Concordia University-Wisconsin	19	0.5%						
DeVry University-Wisconsin	9	0.3%						


Response	Frequency	Percent	0	20	40	60	80	100
Edgewood College	3	0.1%						
Fox Valley Technical College	2	0.1%						
Gateway Technical College	1	0.0%						
Gill-Tech Academy	0	0.0%						
Globe University-Eau Claire	3	0.1%						
Herzig University	2	0.1%						
High-Tech Institute - Brookfield	2	0.1%						
ITT Technical Institute-Green Bay	8	0.2%						
ITT Technical Institute-Greenfield	6	0.2%						
ITT Technical Institute-Madison	6	0.2%						
Kaplan College	11	0.3%						
Lac Courte Oreilles Ojibwa Community College	1	0.0%						
Lakeland College	16	0.4%						
Lakeshore Technical College	0	0.0%						
Lawrence University	2	0.1%						
Madison Area Technical College	9	0.3%						
Maranatha Baptist Bible College Inc.	0	0.0%						
Marian University	5	0.1%						
Marquette University	55	1.5%						
Medical College of Wisconsin	0	0.0%						
Mid-State Technical College	1	0.0%						
Milwaukee Area Technical College	66	1.8%						
Milwaukee Career College	5	0.1%						
Milwaukee Institute of Art	8	0.2%						
Milwaukee School of Engineering	26	0.7%						
Montesori Institute of Milwaukee	1	0.0%						
Moraine Park Technical College	0	0.0%						
Mount Mary College	21	0.6%						
Nashotah House	0	0.0%						
Nicolet Area Technical College	0	0.0%						
Northcentral Technical College	0	0.0%						
Northeast Wisconsin Technical College	1	0.0%						
Northland College	1	0.0%						
Northland International University	0	0.0%						
Ottawa University-Milwaukee	0	0.0%						
PC Pro Schools	0	0.0%						
Philadelphia Biblical University-Wisconsin Wilderness	0	0.0%						
Rasmussen College-Green Bay	0	0.0%						
Ripon College	1	0.0%						
Sacred Heart School of Theology	0	0.0%						
Saint Norbert College	0	0.0%						
Sanford-Brown College	6	0.2%						
Silver Lake College	5	0.1%						
Southwest Wisconsin Technical College	0	0.0%						
University of Phoenix-Madison Campus	0	0.0%						
University of Phoenix-Milwaukee Campus	8	0.2%						
University of Wisconsin-Eau Claire	7	0.2%						
University of Wisconsin-Green Bay	13	0.4%						
University of Wisconsin-La Crosse	16	0.4%						
University of Wisconsin-Madison	54	1.5%						
University of Wisconsin-Milwaukee	162	4.5%						
University of Wisconsin-Oshkosh	54	1.5%						
University of Wisconsin-Parkside	84	2.3%						
University of Wisconsin-Platteville	31	0.9%						
University of Wisconsin-River Falls	8	0.2%						
University of Wisconsin-Stevens Point	23	0.6%						
University of Wisconsin-Stout	6	0.2%						
University of Wisconsin-Superior	2	0.1%						
University of Wisconsin-Whitewater	79	2.2%						
Viterbo University	0	0.0%						
Waukesha County Technical College	7	0.2%						
Western Technical College	0	0.0%						
Wisconsin Academy	0	0.0%						
Wisconsin Indianhead Technical College	1	0.0%						
Wisconsin Lutheran College	8	0.2%						
Wisconsin School of Professional Psychology	0	0.0%						
Other school in Wisconsin	28	0.8%						
No Response	2234	62.1%						

School #3: Were you accepted to this school?





Response	Frequency	Percent	0	20	40	60	80	100
Yes	559	15.5%						
No	296	8.2%						
Don't know	481	13.4%						
No Response	2263	62.9%						

School #4 submitted application to:


Response	Frequency	Percent	0	20	40	60	80	100
Don't Know	19	0.5%						
Other school - out of state	244	6.8%						
Alverno College	15	0.4%						
Bellin College	0	0.0%						
Beloit College	1	0.0%						
Blackhawk Technical College	1	0.0%						
Bryant and Stratton College-Milwaukee	7	0.2%						
Bryant and Stratton College-Wauwatosa	0	0.0%						
Cardinal Stritch University	13	0.4%						
Carroll University	15	0.4%						
Carthage College	10	0.3%						
Chippewa Valley Technical College	0	0.0%						
College of Menominee Nation	1	0.0%						
Concordia University-Wisconsin	20	0.6%						
DeVry University-Wisconsin	2	0.1%						
Edgewood College	3	0.1%						
Fox Valley Technical College	2	0.1%						
Gateway Technical College	1	0.0%						
Gill-Tech Academy	0	0.0%						
Globe University-Eau Claire	0	0.0%						
Herzig University	0	0.0%						
High-Tech Institute - Brookfield	1	0.0%						
ITT Technical Institute-Green Bay	5	0.1%						
ITT Technical Institute-Greenfield	5	0.1%						
ITT Technical Institute-Madison	4	0.1%						
Kaplan College	6	0.2%						
Lac Courte Oreilles Ojibwa Community College	1	0.0%						
Lakeland College	13	0.4%						
Lakeshore Technical College	1	0.0%						
Lawrence University	0	0.0%						
Madison Area Technical College	3	0.1%						
Maranatha Baptist Bible College Inc.	0	0.0%						
Marian University	8	0.2%						
Marquette University	38	1.1%						
Medical College of Wisconsin	0	0.0%						
Mid-State Technical College	0	0.0%						
Milwaukee Area Technical College	27	0.8%						
Milwaukee Career College	4	0.1%						
Milwaukee Institute of Art	8	0.2%						
Milwaukee School of Engineering	5	0.1%						
Montesori Institute of Milwaukee	0	0.0%						
Moraine Park Technical College	1	0.0%						
Mount Mary College	17	0.5%						
Nashotah House	0	0.0%						
Nicolet Area Technical College	0	0.0%						
Northcentral Technical College	0	0.0%						
Northeast Wisconsin Technical College	0	0.0%						
Northland College	0	0.0%						
Northland International University	0	0.0%						
Ottawa University-Milwaukee	0	0.0%						
PC Pro Schools	0	0.0%						
Philadelphia Biblical University-Wisconsin Wilderness	0	0.0%						
Rasmussen College-Green Bay	0	0.0%						
Ripon College	1	0.0%						
Sacred Heart School of Theology	0	0.0%						
Saint Norbert College	0	0.0%						
Sanford-Brown College	5	0.1%						
Silver Lake College	3	0.1%						
Southwest Wisconsin Technical College	0	0.0%						
University of Phoenix-Madison Campus	1	0.0%						
University of Phoenix-Milwaukee Campus	2	0.1%						
University of Wisconsin-Eau Claire	8	0.2%						
University of Wisconsin-Green Bay	7	0.2%						
University of Wisconsin-La Crosse	12	0.3%						

Response	Frequency	Percent	0	20	40	60	80	100
University of Wisconsin-Madison	45	1.3%						
University of Wisconsin-Milwaukee	83	2.3%						
University of Wisconsin-Oshkosh	34	0.9%						
University of Wisconsin-Parkside	48	1.3%						
University of Wisconsin-Platteville	31	0.9%						
University of Wisconsin-River Falls	4	0.1%						
University of Wisconsin-Stevens Point	17	0.5%						
University of Wisconsin-Stout	7	0.2%						
University of Wisconsin-Superior	0	0.0%						
University of Wisconsin-Whitewater	54	1.5%						
Viterbo University	2	0.1%						
Waukesha County Technical College	2	0.1%						
Western Technical College	0	0.0%						
Wisconsin Academy	0	0.0%						
Wisconsin Indianhead Technical College	0	0.0%						
Wisconsin Lutheran College	5	0.1%						
Wisconsin School of Professional Psychology	1	0.0%						
Other school in Wisconsin	17	0.5%						
No Response	2709	75.3%						

School #4: Were you accepted to this school?

Response	Frequency	Percent	0	20	40	60	80	100
Yes	386	10.7%						
No	197	5.5%						
Don't know	293	8.1%						
No Response	2723	75.7%						

School #5 submitted application to:

Response	Frequency	Percent	0	20	40	60	80	100
Don't Know	8	0.2%						
Other school - out of state	175	4.9%						
Alverno College	4	0.1%						
Bellin College	1	0.0%						
Beloit College	1	0.0%						
Blackhawk Technical College	0	0.0%						
Bryant and Stratton College-Milwaukee	3	0.1%						
Bryant and Stratton College-Wauwatosa	1	0.0%						
Cardinal Stritch University	9	0.3%						
Carroll University	1	0.0%						
Carthage College	3	0.1%						
Chippewa Valley Technical College	0	0.0%						
College of Menominee Nation	0	0.0%						
Concordia University-Wisconsin	3	0.1%						
DeVry University-Wisconsin	0	0.0%						
Edgewood College	4	0.1%						
Fox Valley Technical College	0	0.0%						
Gateway Technical College	1	0.0%						
Gill-Tech Academy	0	0.0%						
Globe University-Eau Claire	1	0.0%						
Herzig University	2	0.1%						
High-Tech Institute - Brookfield	2	0.1%						
ITT Technical Institute-Green Bay	2	0.1%						
ITT Technical Institute-Greenfield	2	0.1%						
ITT Technical Institute-Madison	0	0.0%						
Kaplan College	3	0.1%						
Lac Courte Oreilles Ojibwa Community College	0	0.0%						
Lakeland College	3	0.1%						
Lakeshore Technical College	1	0.0%						
Lawrence University	0	0.0%						
Madison Area Technical College	2	0.1%						
Maranatha Baptist Bible College Inc.	0	0.0%						
Marian University	0	0.0%						
Marquette University	16	0.4%						
Medical College of Wisconsin	1	0.0%						
Mid-State Technical College	1	0.0%						
Milwaukee Area Technical College	25	0.7%						
Milwaukee Career College	2	0.1%						
Milwaukee Institute of Art	2	0.1%						
Milwaukee School of Engineering	6	0.2%						
Montesori Institute of Milwaukee	0	0.0%						
Moraine Park Technical College	0	0.0%						
Mount Mary College	16	0.4%						

Response	Frequency	Percent	0	20	40	60	80	100		
Nashotah House	0	0.0%								
Nicolet Area Technical College	0	0.0%								
Northcentral Technical College	0	0.0%								
Northeast Wisconsin Technical College	0	0.0%								
Northland College	0	0.0%								
Northland International University	0	0.0%								
Ottawa University-Milwaukee	1	0.0%								
PC Pro Schools	0	0.0%								
Philadelphia Biblical University-Wisconsin Wilderness	0	0.0%								
Rasmussen College-Green Bay	0	0.0%								
Ripon College	1	0.0%								
Sacred Heart School of Theology	0	0.0%								
Saint Norbert College	1	0.0%								
Sanford-Brown College	1	0.0%								
Silver Lake College	0	0.0%								
Southwest Wisconsin Technical College	0	0.0%								
University of Phoenix-Madison Campus	2	0.1%								
University of Phoenix-Milwaukee Campus	4	0.1%								
University of Wisconsin-Eau Claire	4	0.1%								
University of Wisconsin-Green Bay	10	0.3%								
University of Wisconsin-La Crosse	8	0.2%								
University of Wisconsin-Madison	22	0.6%								
University of Wisconsin-Milwaukee	40	1.1%								
University of Wisconsin-Oshkosh	29	0.8%								
University of Wisconsin-Parkside	28	0.8%								
University of Wisconsin-Platteville	9	0.3%								
University of Wisconsin-River Falls	3	0.1%								
University of Wisconsin-Stevens Point	18	0.5%								
University of Wisconsin-Stout	4	0.1%								
University of Wisconsin-Superior	1	0.0%								
University of Wisconsin-Whitewater	33	0.9%								
Viterbo University	0	0.0%								
Waukesha County Technical College	1	0.0%								
Western Technical College	0	0.0%								
Wisconsin Academy	0	0.0%								
Wisconsin Indianhead Technical College	0	0.0%								
Wisconsin Lutheran College	4	0.1%								
Wisconsin School of Professional Psychology	0	0.0%								
Other school in Wisconsin	16	0.4%								
No Response	3058	85.0%								

School #5: Were you accepted to this school?

Response	Frequency	Percent	0	20	40	60	80	100		
Yes	245	6.8%								
No	118	3.3%								
Don't know	167	4.6%								
No Response	3069	85.3%								

School #6 submitted application to:

Response	Frequency	Percent	0	20	40	60	80	100		
Don't Know	6	0.2%								
Other school - out of state	101	2.8%								
Alverno College	5	0.1%								
Bellin College	0	0.0%								
Beloit College	2	0.1%								
Blackhawk Technical College	0	0.0%								
Bryant and Stratton College-Milwaukee	2	0.1%								
Bryant and Stratton College-Wauwatosa	1	0.0%								
Cardinal Stritch University	2	0.1%								
Carroll University	5	0.1%								
Carthage College	1	0.0%								
Chippewa Valley Technical College	0	0.0%								
College of Menominee Nation	2	0.1%								
Concordia University-Wisconsin	2	0.1%								
DeVry University-Wisconsin	0	0.0%								
Edgewood College	1	0.0%								
Fox Valley Technical College	1	0.0%								
Gateway Technical College	0	0.0%								
Gill-Tech Academy	0	0.0%								
Globe University-Eau Claire	0	0.0%								
Herzig University	0	0.0%								
High-Tech Institute - Brookfield	0	0.0%								

Response	Frequency	Percent	0	20	40	60	80	100
ITT Technical Institute-Green Bay	1	0.0%						
ITT Technical Institute-Greenfield	2	0.1%						
ITT Technical Institute-Madison	0	0.0%						
Kaplan College	1	0.0%						
Lac Courte Oreilles Ojibwa Community College	2	0.1%						
Lakeland College	2	0.1%						
Lakeshore Technical College	0	0.0%						
Lawrence University	0	0.0%						
Madison Area Technical College	0	0.0%						
Maranatha Baptist Bible College Inc.	0	0.0%						
Marian University	0	0.0%						
Marquette University	11	0.3%						
Medical College of Wisconsin	0	0.0%						
Mid-State Technical College	0	0.0%						
Milwaukee Area Technical College	11	0.3%						
Milwaukee Career College	0	0.0%						
Milwaukee Institute of Art	1	0.0%						
Milwaukee School of Engineering	2	0.1%						
Montesori Institute of Milwaukee	0	0.0%						
Moraine Park Technical College	0	0.0%						
Mount Mary College	6	0.2%						
Nashotah House	0	0.0%						
Nicolet Area Technical College	1	0.0%						
Northcentral Technical College	0	0.0%						
Northeast Wisconsin Technical College	0	0.0%						
Northland College	0	0.0%						
Northland International University	0	0.0%						
Ottawa University-Milwaukee	0	0.0%						
PC Pro Schools	0	0.0%						
Philadelphia Biblical University-Wisconsin Wilderness	0	0.0%						
Rasmussen College-Green Bay	0	0.0%						
Ripon College	1	0.0%						
Sacred Heart School of Theology	0	0.0%						
Saint Norbert College	1	0.0%						
Sanford-Brown College	1	0.0%						
Silver Lake College	0	0.0%						
Southwest Wisconsin Technical College	0	0.0%						
University of Phoenix-Madison Campus	0	0.0%						
University of Phoenix-Milwaukee Campus	0	0.0%						
University of Wisconsin-Eau Claire	0	0.0%						
University of Wisconsin-Green Bay	2	0.1%						
University of Wisconsin-La Crosse	6	0.2%						
University of Wisconsin-Madison	13	0.4%						
University of Wisconsin-Milwaukee	17	0.5%						
University of Wisconsin-Oshkosh	15	0.4%						
University of Wisconsin-Parkside	14	0.4%						
University of Wisconsin-Platteville	10	0.3%						
University of Wisconsin-River Falls	4	0.1%						
University of Wisconsin-Stevens Point	7	0.2%						
University of Wisconsin-Stout	4	0.1%						
University of Wisconsin-Superior	2	0.1%						
University of Wisconsin-Whitewater	13	0.4%						
Viterbo University	1	0.0%						
Waukesha County Technical College	2	0.1%						
Western Technical College	0	0.0%						
Wisconsin Academy	0	0.0%						
Wisconsin Indianhead Technical College	0	0.0%						
Wisconsin Lutheran College	3	0.1%						
Wisconsin School of Professional Psychology	1	0.0%						
Other school in Wisconsin	9	0.3%						
No Response	3302	91.7%						

School #6: Were you accepted to this school?

Response	Frequency	Percent	0	20	40	60	80	100
Yes	116	3.2%						
No	78	2.2%						
Don't know	100	2.8%						
No Response	3305	91.8%						

School #7 submitted application to:

Response	Frequency	Percent	0	20	40	60	80	100
Don't Know	6	0.2%						
Other school - out of state	73	2.0%						
Alverno College	3	0.1%						
Bellin College	0	0.0%						
Beloit College	2	0.1%						
Blackhawk Technical College	0	0.0%						
Bryant and Stratton College-Milwaukee	0	0.0%						
Bryant and Stratton College-Wauwatosa	0	0.0%						
Cardinal Stritch University	1	0.0%						
Carroll University	0	0.0%						
Carthage College	2	0.1%						
Chippewa Valley Technical College	0	0.0%						
College of Menominee Nation	0	0.0%						
Concordia University-Wisconsin	1	0.0%						
DeVry University-Wisconsin	0	0.0%						
Edgewood College	1	0.0%						
Fox Valley Technical College	0	0.0%						
Gateway Technical College	1	0.0%						
Gill-Tech Academy	0	0.0%						
Globe University-Eau Claire	1	0.0%						
Herzig University	0	0.0%						
High-Tech Institute - Brookfield	0	0.0%						
ITT Technical Institute-Green Bay	1	0.0%						
ITT Technical Institute-Greenfield	0	0.0%						
ITT Technical Institute-Madison	0	0.0%						
Kaplan College	2	0.1%						
Lac Courte Oreilles Ojibwa Community College	0	0.0%						
Lakeland College	2	0.1%						
Lakeshore Technical College	1	0.0%						
Lawrence University	0	0.0%						
Madison Area Technical College	0	0.0%						
Maranatha Baptist Bible College Inc.	0	0.0%						
Marian University	2	0.1%						
Marquette University	5	0.1%						
Medical College of Wisconsin	0	0.0%						
Mid-State Technical College	0	0.0%						
Milwaukee Area Technical College	5	0.1%						
Milwaukee Career College	2	0.1%						
Milwaukee Institute of Art	2	0.1%						
Milwaukee School of Engineering	2	0.1%						
Montesori Institute of Milwaukee	0	0.0%						
Moraine Park Technical College	0	0.0%						
Mount Mary College	3	0.1%						
Nashotah House	0	0.0%						
Nicolet Area Technical College	0	0.0%						
Northcentral Technical College	0	0.0%						
Northeast Wisconsin Technical College	0	0.0%						
Northland College	0	0.0%						
Northland International University	0	0.0%						
Ottawa University-Milwaukee	0	0.0%						
PC Pro Schools	0	0.0%						
Philadelphia Biblical University-Wisconsin Wilderness	0	0.0%						
Rasmussen College-Green Bay	0	0.0%						
Ripon College	0	0.0%						
Sacred Heart School of Theology	0	0.0%						
Saint Norbert College	0	0.0%						
Sanford-Brown College	0	0.0%						
Silver Lake College	0	0.0%						
Southwest Wisconsin Technical College	0	0.0%						
University of Phoenix-Madison Campus	0	0.0%						
University of Phoenix-Milwaukee Campus	0	0.0%						
University of Wisconsin-Eau Claire	3	0.1%						
University of Wisconsin-Green Bay	0	0.0%						
University of Wisconsin-La Crosse	2	0.1%						
University of Wisconsin-Madison	8	0.2%						
University of Wisconsin-Milwaukee	11	0.3%						
University of Wisconsin-Oshkosh	5	0.1%						
University of Wisconsin-Parkside	12	0.3%						
University of Wisconsin-Platteville	2	0.1%						
University of Wisconsin-River Falls	1	0.0%						
University of Wisconsin-Stevens Point	6	0.2%						

Response	Frequency	Percent	0	20	40	60	80	100
University of Wisconsin-Stout	4	0.1%						
University of Wisconsin-Superior	0	0.0%						
University of Wisconsin-Whitewater	9	0.3%						
Viterbo University	2	0.1%						
Waukesha County Technical College	1	0.0%						
Western Technical College	0	0.0%						
Wisconsin Academy	0	0.0%						
Wisconsin Indianhead Technical College	0	0.0%						
Wisconsin Lutheran College	1	0.0%						
Wisconsin School of Professional Psychology	1	0.0%						
Other school in Wisconsin	3	0.1%						
No Response	3410	94.7%						

School #7: Were you accepted to this school?

Response	Frequency	Percent	0	20	40	60	80	100
Yes	87	2.4%						
No	45	1.3%						
Don't know	51	1.4%						
No Response	3416	94.9%						

School #8 submitted application to:

Response	Frequency	Percent	0	20	40	60	80	100
Don't Know	5	0.1%						
Other school - out of state	54	1.5%						
Alverno College	0	0.0%						
Bellin College	0	0.0%						
Beloit College	0	0.0%						
Blackhawk Technical College	0	0.0%						
Bryant and Stratton College-Milwaukee	0	0.0%						
Bryant and Stratton College-Wauwatosa	1	0.0%						
Cardinal Stritch University	4	0.1%						
Carroll University	0	0.0%						
Carthage College	0	0.0%						
Chippewa Valley Technical College	0	0.0%						
College of Menominee Nation	0	0.0%						
Concordia University-Wisconsin	2	0.1%						
DeVry University-Wisconsin	1	0.0%						
Edgewood College	0	0.0%						
Fox Valley Technical College	1	0.0%						
Gateway Technical College	0	0.0%						
Gill-Tech Academy	0	0.0%						
Globe University-Eau Claire	0	0.0%						
Herzig University	0	0.0%						
High-Tech Institute - Brookfield	0	0.0%						
ITT Technical Institute-Green Bay	0	0.0%						
ITT Technical Institute-Greenfield	0	0.0%						
ITT Technical Institute-Madison	1	0.0%						
Kaplan College	0	0.0%						
Lac Courte Oreilles Ojibwa Community College	0	0.0%						
Lakeland College	2	0.1%						
Lakeshore Technical College	0	0.0%						
Lawrence University	0	0.0%						
Madison Area Technical College	0	0.0%						
Maranatha Baptist Bible College Inc.	0	0.0%						
Marian University	2	0.1%						
Marquette University	3	0.1%						
Medical College of Wisconsin	0	0.0%						
Mid-State Technical College	0	0.0%						
Milwaukee Area Technical College	1	0.0%						
Milwaukee Career College	1	0.0%						
Milwaukee Institute of Art	0	0.0%						
Milwaukee School of Engineering	1	0.0%						
Montesori Institute of Milwaukee	0	0.0%						
Moraine Park Technical College	0	0.0%						
Mount Mary College	0	0.0%						
Nashotah House	0	0.0%						
Nicolet Area Technical College	0	0.0%						
Northcentral Technical College	0	0.0%						
Northeast Wisconsin Technical College	0	0.0%						
Northland College	0	0.0%						
Northland International University	0	0.0%						
Ottawa University-Milwaukee	0	0.0%						

Response	Frequency	Percent	0	20	40	60	80	100
PC Pro Schools	0	0.0%						
Philadelphia Biblical University-Wisconsin Wilderness	0	0.0%						
Rasmussen College-Green Bay	0	0.0%						
Ripon College	0	0.0%						
Sacred Heart School of Theology	0	0.0%						
Saint Norbert College	0	0.0%						
Sanford-Brown College	1	0.0%						
Silver Lake College	1	0.0%						
Southwest Wisconsin Technical College	1	0.0%						
University of Phoenix-Madison Campus	0	0.0%						
University of Phoenix-Milwaukee Campus	0	0.0%						
University of Wisconsin-Eau Claire	1	0.0%						
University of Wisconsin-Green Bay	5	0.1%						
University of Wisconsin-La Crosse	1	0.0%						
University of Wisconsin-Madison	5	0.1%						
University of Wisconsin-Milwaukee	5	0.1%						
University of Wisconsin-Oshkosh	8	0.2%						
University of Wisconsin-Parkside	3	0.1%						
University of Wisconsin-Platteville	3	0.1%						
University of Wisconsin-River Falls	1	0.0%						
University of Wisconsin-Stevens Point	1	0.0%						
University of Wisconsin-Stout	0	0.0%						
University of Wisconsin-Superior	2	0.1%						
University of Wisconsin-Whitewater	10	0.3%						
Viterbo University	1	0.0%						
Waukesha County Technical College	0	0.0%						
Western Technical College	0	0.0%						
Wisconsin Academy	0	0.0%						
Wisconsin Indianhead Technical College	1	0.0%						
Wisconsin Lutheran College	1	0.0%						
Wisconsin School of Professional Psychology	0	0.0%						
Other school in Wisconsin	8	0.2%						
No Response	3461	96.2%						

School #8: Were you accepted to this school?

Response	Frequency	Percent	0	20	40	60	80	100
Yes	54	1.5%						
No	37	1.0%						
Don't know	42	1.2%						
No Response	3466	96.3%						

Which school will you be attending? (Select only one)

Response	Frequency	Percent	0	20	40	60	80	100
Don't Know	403	11.2%						
Other school - out of state	379	10.5%						
Alverno College	61	1.7%						
Bellin College	0	0.0%						
Beloit College	2	0.1%						
Blackhawk Technical College	2	0.1%						
Bryant and Stratton College-Milwaukee	53	1.5%						
Bryant and Stratton College-Wauwatosa	2	0.1%						
Cardinal Stritch University	32	0.9%						
Carroll University	12	0.3%						
Carthage College	6	0.2%						
Chippewa Valley Technical College	0	0.0%						
College of Menominee Nation	2	0.1%						
Concordia University-Wisconsin	17	0.5%						
DeVry University-Wisconsin	2	0.1%						
Edgewood College	5	0.1%						
Fox Valley Technical College	5	0.1%						
Gateway Technical College	0	0.0%						
Gill-Tech Academy	1	0.0%						
Globe University-Eau Claire	0	0.0%						
Herzig University	1	0.0%						
High-Tech Institute - Brookfield	1	0.0%						
ITT Technical Institute-Green Bay	7	0.2%						
ITT Technical Institute-Greenfield	16	0.4%						
ITT Technical Institute-Madison	1	0.0%						
Kaplan College	12	0.3%						
Lac Courte Oreilles Ojibwa Community College	1	0.0%						
Lakeland College	14	0.4%						
Lakeshore Technical College	6	0.2%						

Response	Frequency	Percent	0	20	40	60	80	100
Lawrence University	0	0.0%						
Madison Area Technical College	29	0.8%						
Maranatha Baptist Bible College Inc.	0	0.0%						
Marian University	6	0.2%						
Marquette University	57	1.6%						
Medical College of Wisconsin	3	0.1%						
Mid-State Technical College	0	0.0%						
Milwaukee Area Technical College	549	15.3%						
Milwaukee Career College	11	0.3%						
Milwaukee Institute of Art	15	0.4%						
Milwaukee School of Engineering	17	0.5%						
Montesori Institute of Milwaukee	0	0.0%						
Moraine Park Technical College	0	0.0%						
Mount Mary College	31	0.9%						
Nashotah House	0	0.0%						
Nicolet Area Technical College	0	0.0%						
Northcentral Technical College	1	0.0%						
Northeast Wisconsin Technical College	1	0.0%						
Northland College	1	0.0%						
Northland International University	0	0.0%						
Ottawa University-Milwaukee	3	0.1%						
PC Pro Schools	0	0.0%						
Philadelphia Biblical University-Wisconsin Wilderness	0	0.0%						
Rasmussen College-Green Bay	0	0.0%						
Ripon College	2	0.1%						
Sacred Heart School of Theology	0	0.0%						
Saint Norbert College	2	0.1%						
Sanford-Brown College	9	0.3%						
Silver Lake College	2	0.1%						
Southwest Wisconsin Technical College	0	0.0%						
University of Phoenix-Madison Campus	3	0.1%						
University of Phoenix-Milwaukee Campus	3	0.1%						
University of Wisconsin-Eau Claire	1	0.0%						
University of Wisconsin-Green Bay	4	0.1%						
University of Wisconsin-La Crosse	13	0.4%						
University of Wisconsin-Madison	68	1.9%						
University of Wisconsin-Milwaukee	418	11.6%						
University of Wisconsin-Oshkosh	46	1.3%						
University of Wisconsin-Parkside	44	1.2%						
University of Wisconsin-Platteville	22	0.6%						
University of Wisconsin-River Falls	4	0.1%						
University of Wisconsin-Stevens Point	23	0.6%						
University of Wisconsin-Stout	8	0.2%						
University of Wisconsin-Superior	1	0.0%						
University of Wisconsin-Whitewater	65	1.8%						
Viterbo University	2	0.1%						
Waukesha County Technical College	17	0.5%						
Western Technical College	0	0.0%						
Wisconsin Academy	1	0.0%						
Wisconsin Indianhead Technical College	0	0.0%						
Wisconsin Lutheran College	4	0.1%						
Wisconsin School of Professional Psychology	0	0.0%						
Other school in Wisconsin	75	2.1%						
No Response	995	27.6%						

Have you been accepted to this school?

Response	Frequency	Percent	0	20	40	60	80	100
Yes	1459	40.5%						
No	145	4.0%						
Don't know	597	16.6%						
No Response	1398	38.8%						

Did you apply early decision to this school?

Response	Frequency	Percent	0	20	40	60	80	100
Yes	920	25.6%						
No	539	15.0%						
No Response	2140	59.5%						

Select the 2 most important reasons why you chose this school. (Select only 2)

Response	Frequency	Percent	0	20	40	60	80	100
Being far away from home	141	3.9%						
Being close to home	615	17.1%						
Specific academic program	325	9.0%						
Financial aid package	146	4.1%						
Cost	397	11.0%						
Social life	95	2.6%						
Size of the school	219	6.1%						
Athletic program	112	3.1%						
A friend goes/went there	50	1.4%						
A relative goes/went there	73	2.0%						
Recommendation from teacher/counselor	72	2.0%						
Recommendation from parent/relative	49	1.4%						
Recommendation from other adult	49	1.4%						
Racial/ethnic composition of this school	25	0.7%						
Religious affiliations	9	0.3%						
Student support services	47	1.3%						
Recruited by this school	30	0.8%						
It was the best school I got into	99	2.8%						
Other	197	5.5%						
No Response	2143	59.5%						

While in school next year, how much do you plan to work?

Response	Frequency	Percent	0	20	40	60	80	100
None	130	3.6%						
Less than 20 hours a week	663	18.4%						
20-34 hours a week	1350	37.5%						
35 hours or more a week	453	12.6%						
No Response	1003	27.9%						

Why do you not know where you will go to school next fall? (Select all that apply)

Response	Frequency	Percent	0	20	40	60	80	100
I have not heard from all the schools I applied to	157	4.4%						
I am on a waiting list	50	1.4%						
I have not been accepted to any schools	70	1.9%						
I have not made up my mind	187	5.2%						
No Response	3214	89.3%						

Why have you not applied yet? (Select all that apply)

Response	Frequency	Percent	0	20	40	60	80	100
I still have time to apply	142	3.9%						
I do not have to apply	14	0.4%						
I do not have the application(s)	56	1.6%						
I have not finished the application(s)	46	1.3%						
I do not know how to complete the application(s)	37	1.0%						
I have not made up my mind where I'm going	165	4.6%						
No Response	3217	89.4%						

Why don't you know if you have been accepted to this school? (Select all that apply)

Response	Frequency	Percent	0	20	40	60	80	100
I have not heard from all the schools I applied to	445	12.4%						
I am on a waiting list	168	4.7%						
No Response	3014	83.7%						

WORKING QUESTIONS

How many hours do you plan to work next fall?

Response	Frequency	Percent	0	20	40	60	80	100
20-34 hours a week	147	4.1%						
35 hours or more a week	268	7.4%						
No Response	3184	88.5%						

Do you have a job for next fall?

Response	Frequency	Percent	0	20	40	60	80	100
Yes	999	27.8%						
No	1224	34.0%						
No Response	1376	38.2%						

Did you have this job while in high school?

Response	Frequency	Percent	0	20	40	60	80	100
Yes	779	21.6%						
No	220	6.1%						
No Response	2600	72.2%						

Did you apply for this job?

Response	Frequency	Percent	0	20	40	60	80	100
Yes	174	4.8%						
No	46	1.3%						
No Response	3379	93.9%						

Have you been hired for this job?

Response	Frequency	Percent	0	20	40	60	80	100
Yes	99	2.8%						
No	74	2.1%						
No Response	3426	95.2%						

Which category comes closest to describing this job? (Select only one)

Response	Frequency	Percent	0	20	40	60	80	100
Administrative Support/Clerical (office setting)	18	0.5%						
Agriculture/Horticulture	6	0.2%						
Arts/Broadcast Technology	7	0.2%						
Automotive	14	0.4%						
Banking	15	0.4%						
Child Care	44	1.2%						
Computer Programming/Networking	6	0.2%						
Construction	20	0.6%						
Cosmetology/Barbering	11	0.3%						
Entrepreneurship	11	0.3%						
Healthcare	60	1.7%						
Homemaker	3	0.1%						
Manufacturing/Machining	28	0.8%						
Public Service	65	1.8%						
Restaurant/Hotel work (restaurant or hotel setting)	270	7.5%						
Sales	164	4.6%						
Security	10	0.3%						
Transportation	10	0.3%						
Other	186	5.2%						
No Response	2651	73.7%						

How did you learn about this job? (Select all that apply)

Response	Frequency	Percent	0	20	40	60	80	100
Newspaper/TV	40	1.1%						
Friends	309	8.6%						
Parents	228	6.3%						
Other relatives	198	5.5%						
Counselor	35	1.0%						
Teacher	55	1.5%						
Other adults	116	3.2%						
Through the internet	115	3.2%						
Advertisement at the workplace	97	2.7%						
Advertisement on a bulletin board	17	0.5%						
No Response	2662	74.0%						

In addition to working will you also be continuing your education next fall?

Response	Frequency	Percent	0	20	40	60	80	100
Yes	256	7.1%						
No	164	4.6%						
No Response	3179	88.3%						

How likely is it that you will continue your education sometime in the future?

Response	Frequency	Percent	0	20	40	60	80	100
Very unlikely	16	0.4%						
Unlikely	24	0.7%						
Likely	82	2.3%						
Very likely	67	1.9%						
No Response	3410	94.7%						

Which category comes closest to describing the kind of job you would like to have after graduating from high school? (Select only one)

Response	Frequency	Percent	0	20	40	60	80	100
Administrative Support/Clerical (office setting)	22	0.6%						
Agriculture/Horticulture	3	0.1%						
Arts/Broadcast Technology	74	2.1%						
Automotive	30	0.8%						
Banking	51	1.4%						
Child Care	72	2.0%						
Computer Programming/Networking	55	1.5%						
Construction	43	1.2%						
Cosmetology/Barbering	51	1.4%						
Entrepreneurship	51	1.4%						
Healthcare	244	6.8%						
Homemaker	8	0.2%						
Manufacturing/Machining	28	0.8%						
Public Service	44	1.2%						
Restaurant/Hotel work (restaurant or hotel setting)	98	2.7%						
Sales	122	3.4%						
Security	21	0.6%						
Transportation	2	0.1%						
Other	246	6.8%						
No Response	2334	64.9%						

Have you started looking for work?

Response	Frequency	Percent	0	20	40	60	80	100
Yes	949	26.4%						
No	281	7.8%						
No Response	2369	65.8%						

What resources have you or will you use to look for work? (Select all that apply)

Response	Frequency	Percent	0	20	40	60	80	100
Newspaper/TV	566	15.7%						
Friends	762	21.2%						
Parents	686	19.1%						
Other relatives	487	13.5%						
Counselor	351	9.8%						
Teacher	357	9.9%						
Other adults	446	12.4%						
Through the internet	864	24.0%						
Advertisement at the workplace	441	12.3%						
Advertisement on a bulletin board	283	7.9%						
No Response	2335	64.9%						

JOINING THE MILITARY QUESTIONS

Why are you joining the military? (Select all that apply)

Response	Frequency	Percent	0	20	40	60	80	100
Receive training	50	1.4%						
Receive funds for future education	50	1.4%						
Parent/Relative was in the military	28	0.8%						
Personal reasons	48	1.3%						
Career choice	51	1.4%						
Travel the world	43	1.2%						
ROTC	12	0.3%						
To serve my country	45	1.3%						
No Response	3507	97.4%						

Have you already enlisted?

Response	Frequency	Percent	0	20	40	60	80	100
Yes	34	0.9%						
No	59	1.6%						
No Response	3506	97.4%						

What branch of the service will you enter?

Response	Frequency	Percent	0	20	40	60	80	100
Air Force	7	0.2%						
Army	7	0.2%						
Coast Guard	0	0.0%						
Marines	6	0.2%						
Navy	11	0.3%						
National Guard	2	0.1%						
No Response	3566	99.1%						

How likely is it that you will continue your education sometime in the future?

Response	Frequency	Percent	0	20	40	60	80	100
Very unlikely	2	0.1%						
Unlikely	3	0.1%						
Likely	40	1.1%						
Very likely	48	1.3%						
No Response	3506	97.4%						

What branch of the service would you most like to enter?

Response	Frequency	Percent	0	20	40	60	80	100
Air Force	17	0.5%						
Army	18	0.5%						
Coast Guard	0	0.0%						
Marines	12	0.3%						
Navy	6	0.2%						
National Guard	5	0.1%						
No Response	3541	98.4%						

When would you most likely enlist in the Military?

Response	Frequency	Percent	0	20	40	60	80	100
1 month	14	0.4%						
3 months	20	0.6%						
6 months	13	0.4%						
Within a year	8	0.2%						
After a year	4	0.1%						
No Response	3540	98.4%						

NOT SURE AT THIS TIME QUESTIONS

What will you most likely do next fall? (Select only one)

Response	Frequency	Percent	0	20	40	60	80	100
Continue my education at a technical/vocational school, apprenticeship,	87	2.4%						
Continue my education in an apprenticeship	4	0.1%						
Work 20 or more hours a week	45	1.3%						
Join the military	9	0.3%						
Other	61	1.7%						
No Response	3393	94.3%						

OTHER QUESTIONS

What will you do next fall? (Select only one)

Response	Frequency	Percent	0	20	40	60	80	100
Homemaker	1	0.0%						
Care for my family	9	0.3%						
Start my own business	6	0.2%						
Americorp	0	0.0%						
Travel	3	0.1%						
JobCorps	7	0.2%						
Peace Corps	0	0.0%						
Other volunteer work	3	0.1%						
Other	45	1.3%						
No Response	3525	97.9%						

How likely is it that you will continue your education sometime in the future?

Response	Frequency	Percent	0	20	40	60	80	100
Very unlikely	6	0.2%						
Unlikely	3	0.1%						
Likely	21	0.6%						
Very likely	31	0.9%						
No Response	3538	98.3%						

After completion of these programs, what do you plan to do? (Select only one)

Response	Frequency	Percent	0	20	40	60	80	100
Continue my education at a technical/vocational school, apprenticeship,	4	0.1%						
Continue my education in an apprenticeship	0	0.0%						
Work 35 or more hours a week	5	0.1%						
Join the military	0	0.0%						
Not sure at this time	4	0.1%						
No Response	3586	99.6%						

APPRENTICESHIP QUESTIONS

Have you applied for an apprenticeship?

Response	Frequency	Percent	0	20	40	60	80	100
Yes	16	0.4%						
No	46	1.3%						
No Response	3537	98.3%						

Have you been accepted into an apprenticeship?

Response	Frequency	Percent	0	20	40	60	80	100
Yes	9	0.3%						
No	7	0.2%						
No Response	3583	99.6%						

What type of apprenticeship will you be in? (Select only one)

Response	Frequency	Percent	0	20	40	60	80	100		
Boilermaker	0	0.0%								
Bricklayer	0	0.0%								
Cabinetmaker	0	0.0%								
Carpenter	0	0.0%								
Cement Mason	0	0.0%								
Drywall Finisher	0	0.0%								
Electrician	0	0.0%								
Millwright	0	0.0%								
Ornamental Ironworker	0	0.0%								
Operating Engineer	0	0.0%								
Painter/Decorator	1	0.0%								
Pattern Maker	0	0.0%								
Pipefitter	0	0.0%								
Plasterer	0	0.0%								
Plumber	1	0.0%								
Roofer	0	0.0%								
Sheet Metal Worker	0	0.0%								
Sprinkler Fitter	0	0.0%								
Structural Ironworker	0	0.0%								
Terrazzo/Tile Layer	0	0.0%								
Tuckpointer	0	0.0%								
Other	6	0.2%								
No Response	3591	99.8%								

How did you find out about this apprenticeship? (Select all that apply)

Response	Frequency	Percent	0	20	40	60	80	100		
Newspaper/TV	0	0.0%								
Friends	0	0.0%								
Parents	4	0.1%								
Other relatives	1	0.0%								
Counselor	0	0.0%								
Teacher	2	0.1%								
Other adults	2	0.1%								
Through the internet	1	0.0%								
Union representative	0	0.0%								
Previous employer	0	0.0%								
No Response	3591	99.8%								

How likely is it that you will continue your education at a technical/vocational school, community college, or 4-year college sometime in the future?

Response	Frequency	Percent	0	20	40	60	80	100		
Very unlikely	3	0.1%								
Unlikely	7	0.2%								
Likely	32	0.9%								
Very likely	20	0.6%								
No Response	3537	98.3%								