
Simple Solutions to Support Learning Low Tech Tools

Section 1:

Academic success is the goal for *all* of our students. There are essential guidelines set by the district and aligned to the Common Core State Standards (CCSS) as part of Tier 1 in Response to Intervention (RtI). All students should be provided with high quality researched based curricula and instructional practices and assessment that support these guidelines. Tier 1 also includes differentiation of content, process, and product based upon each individual student's readiness, learning style, and interests. Within the CCSS in literacy and math, approaches to instructional design that include multiple means of representation, expression, and engagement for students are embedded. Low tech tools are simple, yet effective solutions to accomplish all of these things with a variety of learners in all learning environments.

Section 2:

We have accumulated this collection of ideas from attending conferences, workshops, colleagues, and classrooms, online and on our own.

What makes solutions low tech:

- Simple design
- Low cost
- Easily available
- Easy to use

Where can you find low tech:

- Around the house
- Resale shops and rummage sales
- Ask friends relatives and parents of students
- Internet sites such as Pinterest, Google, etc.
- Discount stores such as Wal-Mart, dollar stores, Target

How to choose/design low tech solutions:

- Repurpose items
- Look at objects in a different way-not just for what they were designed
- Be creative
- Use ideas from others and modify
- Design and build your own
- Use "How to" resource books

Section 3:

Assistive Technology (AT) is any *device* or *service* that directly assists an individual that has a disability to increase, maintain, or improve functional capabilities in the classroom, home, and or community. Technology used in the classroom becomes assistive technology when the student *requires* it to perform educational tasks, or meet IEP goals. Assistive Technology can be low tech, high tech, or somewhere in between.





Low tech solutions:

- Should be considered first
- Can be used together with higher tech solutions
- Integrate into the classroom quickly and easily
- Serve as a backup for more complex technology





Assistive Technology Equipment can be:





- Purchased and ready to use
- Purchased and modified
- Designed and built from scratch

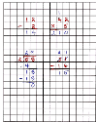



LOW TECH TOOLS

Item	Description	Available from	How it helps
Literacy Supports			
<p>Reading Helpers (color filters)</p> 	<ul style="list-style-type: none"> flexible reading guide with built-in color filter variety of colors and sizes including full page size 	<ul style="list-style-type: none"> commercially available as E.Z.C. Reader Really good Stuff www.reallygoodstuff.com 	<ul style="list-style-type: none"> improves fluency and comprehension by helping students visually focus on text assists student in tracking text
<p>Whisper Phone</p> 	<ul style="list-style-type: none"> made of plastic tubing and PVC pipe amplifies students' voice as they read or talk 	<ul style="list-style-type: none"> make it yourself with directions on the AT Website www5.milwaukee.k12.wi.us/dept/at/?s=read+and+listen+ commercially available as a Tubaloo 	<ul style="list-style-type: none"> allows practice with reading rate, articulation, and volume support at reading center practice math facts and spelling words quietly provides motivation to read and reread stories
<p>Lowercase and Uppercase Alphabet Stamps</p> 	<ul style="list-style-type: none"> set of plastic cubed letters and numbers 	<ul style="list-style-type: none"> Really Good Stuff www.reallygoodstuff.com 	<ul style="list-style-type: none"> supports young writers not yet able to hold a pencil and/or form letters gives tactile practice in letter recognition, letter-sound correspondence, spelling and word building
<p>Highlighters Highlighting Tape</p> 	<ul style="list-style-type: none"> highlighting pens come in many shapes, colors, widths and types such as permanent or erasable highlighting tape can be removed without leaving a mark in a school text or library book 	<ul style="list-style-type: none"> office supply stores Walmart/Target 	<ul style="list-style-type: none"> highlight key vocabulary or main ideas helps students organize by using different colors can assist with locating important pieces of text variety of widths and colors available








Item	Description	Available from	How it helps
<p>Bar magnifier</p> 	<ul style="list-style-type: none"> 6-9 inch bar with a yellow line down the center that lies flat on surface and magnifies lines of text. 	<ul style="list-style-type: none"> office supply stores Independent Living Aides, LLC www.independentliving.com 	<ul style="list-style-type: none"> assists with visual focusing
<p>Sticky notes</p> 	<ul style="list-style-type: none"> adhesive paper note variety of colors and sizes 	<ul style="list-style-type: none"> office supply stores Walmart/Target 	<ul style="list-style-type: none"> remind individual student of how much time he/she has to complete tasks, give him/her additional pieces of information, etc. note schedule changes motivational notes to individual students
<p>Magnetic letters and board</p> 	<ul style="list-style-type: none"> magnetized letters on magnetic surface 	<ul style="list-style-type: none"> Resources for Reading www.abcstuff.com/magnetic-letters.php 	<ul style="list-style-type: none"> assists young learners who cannot form letters, words and numbers practice spelling practice forming words
<p>Keyboard stickers</p> 	<ul style="list-style-type: none"> sticky labels for computer keyboard that are large print or color coded can be all capital or all small letters 	<ul style="list-style-type: none"> Maxi Aides www.maxiaides.com The Keyboard Company www.thekeyboardcompany.com 	<ul style="list-style-type: none"> assists students with visual impairments convert any keyboard (computer/portable word processor, calculator) supports the writing process



Item	Description	Available from	How it helps
Writing Utensils 	<ul style="list-style-type: none"> • softer lead pencils or felt tip markers • pens and pencils with built in grips to change the size and shape of the gripping surface 	<ul style="list-style-type: none"> • www.beacon-ridge.com • check with your building Occupational Therapist (OT) 	<ul style="list-style-type: none"> • helps student control the pencil for easier writing • increases comfort and decreases fatigue
Specialized Paper 	<ul style="list-style-type: none"> • different colored paper • different spacing • bold line, raised line paper 	<ul style="list-style-type: none"> • Onion Mountain Technology www.onionmountaintech.com • The Mead Store www.mead.com • www.do2learn.com/activities/writingtools • check with your building OT 	<ul style="list-style-type: none"> • provides visual and spatial cues to improve legibility
Slant Board 	<ul style="list-style-type: none"> • tilted surface at 15-30 degree angle for reading/writing • see directions on the AT website to create your own 	<ul style="list-style-type: none"> • Pocket Full of Therapy www.pfot.com • check with your building OT • make it yourself • AT website www.mpsmke.com/at 	<ul style="list-style-type: none"> • increases control of paper for young writers • reduce eye strain and ease access by slanting the work surface • increases comfort and decreases fatigue • use clipboard to keep papers from moving
Page up or Book up 	<ul style="list-style-type: none"> • holds book or paper upright • variety of styles, colors, sizes 	<ul style="list-style-type: none"> • make it yourself from a wire hanger • Walmart • office supply stores 	<ul style="list-style-type: none"> • holds page or book upright for increased visual focus • positioning

Item	Description	Available from	How it helps
Math Supports			
<p>Graph Paper and Math Grids</p> 	<ul style="list-style-type: none"> several varieties 	<ul style="list-style-type: none"> www.printfreegraphpaper.com www.do2learn.com/activities/mathhelpers/index.htm AT website www.mpsmke.com/at 	<ul style="list-style-type: none"> style can be individualized for students helps with organization used to align numbers supports understanding of place value larger sizes can be used for graphing with students w/ fine motor or vision impairments
<p>Math Charts</p> 	<ul style="list-style-type: none"> addition/subtraction and multiplication/division charts several varieties resources with grids and snapshots of key information necessary to support problem solving graphic organizers to aid in problem solving process 	<ul style="list-style-type: none"> AT website www.mpsmke.com/at 	<ul style="list-style-type: none"> can be designed for specific student needs supports students with memory deficits improves mathematical accuracy and organization necessary for problem solving improves efficiency during problem solving
<p>Adapted Rulers</p>  	<ul style="list-style-type: none"> various types available larger numbers, raised numbers, contrasting colors/transparent, attached grips 	<ul style="list-style-type: none"> www.reallygoodstuff.com Walmart 	<ul style="list-style-type: none"> color transparent rulers allow students to see numbers and data below it more clearly specialized grips support students with fine motor difficulties



Item	Description	Available from	How it helps
Environmental Supports			
Simple timers 	<ul style="list-style-type: none"> hour glass kitchen timers, digital or spring loaded 	<ul style="list-style-type: none"> Wal-Mart, Target, etc. cooking/kitchen stores internet sites 	<ul style="list-style-type: none"> visual countdown shows passage of time
Time Timer® 	<ul style="list-style-type: none"> visual timer as time elapses, the signature red disk disappears 	<ul style="list-style-type: none"> www.timetimer.com can be checked out from the ATRC 	<ul style="list-style-type: none"> visual countdown shows passage of time optional quiet beep signals completion without distraction
Tennis balls 	<ul style="list-style-type: none"> cut and attach to chair legs 	<ul style="list-style-type: none"> sporting goods stores Walmart/Target 	<ul style="list-style-type: none"> provide minimal movement while in chair decreases sounds of chair movement in a classroom
File Folders 	<ul style="list-style-type: none"> cut strips into folder to use as a visual focusing aid cut strips into folder to use as a visual boundary for reading and writing color code for different subject areas can use for storage of manuals and instructions 	<ul style="list-style-type: none"> office supply stores Walmart/Target 	<ul style="list-style-type: none"> supports organization and task completion improves handwriting
Locks 	<ul style="list-style-type: none"> use letters and numbers to set your own combination quick release touch-open feature locks without small numbers to see or manipulate allows for pre-set directional movements to open lock 	<ul style="list-style-type: none"> office supply stores www.wordlock.com/ see article – Opening locks and lockers 	<ul style="list-style-type: none"> helps students who cannot remember or complete lock combination allows students with physical challenges to use other motions to open locks assist students with visual challenges (larger numbers or color contrast)



Item	Description	Available from	How it helps
Communication Supports			
<p>Communication Boards</p> 	<ul style="list-style-type: none"> • simple communication boards • binders, booklets • wallets, checkbooks 	<ul style="list-style-type: none"> • pictures cut from magazines, newspapers, Google images • display systems available from • Augmentative Resources www.augresources.com • Boardmaker symbols and booklets or wallets from Mayer-Johnson www.mayer-johnson.com 	<ul style="list-style-type: none"> • allow student to make simple requests, choices • encourages independent expression
<p>Visual Tools for communication</p> 	<ul style="list-style-type: none"> • labels of items or areas in room • pictures of common items in environment • task and sequence schedules 	<ul style="list-style-type: none"> • pictures cut from magazines, newspapers, Google images • display systems available from • Augmentative Resources www.augresources.com • Boardmaker symbols and booklets or wallets from Mayer-Johnson www.mayer-johnson.com) 	<ul style="list-style-type: none"> • used for communication or supports in all curricular areas • allow students to give and follow information • manages behavior • increases student's ability to participate in school and other routines